



Tespro Systems Limited
 Regd. Office: 100, Vidyasagar Town, Plot No. 8, District Centre,
 Anand Park, New Delhi - 110058

UNAUDITED FINANCIAL RESULTS FOR THE PERIOD ENDED 30 SEPTEMBER 2011

(in Lacs)

PARTICULARS	QUARTER ENDED	QUARTER ENDED	HALF YEAR ENDED	HALF YEAR ENDED	YEAR ENDED	
	30.09.2011 (Unaudited)	30.09.2010 (Unaudited)	30.09.2011 (Unaudited)	30.09.2010 (Unaudited)	31.03.2011 (Audited)	
1	a) Income from operations b) Other operating income Total	45,217.29 97.34 45,314.63	29,71.90 28.02 30,000.91	10,062.64 226.31 10,288.95	14,541.31 306.20 14,847.51	195,843.86 500.21 196,344.07
2	Expenditure a) (Increase) / decrease in stock in trade and work in progress - consumption of raw materials - manufactured products - supplied to fabricators / sales for fabrication c) Purchase of finished goods d) Contract cost e) Other direct costs f) Employee cost g) Depreciation and amortization h) Other expenditure Total	(4,453.72) 3,263.53 34.20 4,492.14 22,583.14 1,449.92 3,741.83 369.99 4,089.36 46,417.96	(4,390.83) 5.1 296.04 6,395.53 12,118.92 1,771.57 2,116.52 311.49 3,114.65 27,308.69	(7,490.76) 7,155.34 139.67 7,045.98 46,767.20 4,382.57 5,367.80 569.45 6,676.51 71,619.43	(4,957.33) 8,367.07 1,672.35 11,810.67 21,908.05 2,666.40 4,019.32 495.04 4,780.32 30,533.04	(3,929.97) 14,399.08 6,662.89 28,817.83 37,349.07 7,643.14 9,130.77 1,027.86 12,214.71 166,300.37
3	Profit from Operations before Other Income, Interest expense and Exceptional Items (1-2)	4,896.67	1,588.23	8,762.79	9,497.21	29,040.34
4	Other income (refer note 2)	175.48	111.67	613.04	442.24	1,219.61
5	Profit before Interest expense and Exceptional items (3+4)	5,271.15	1,699.90	9,375.83	9,939.45	30,259.95
6	Interest expense	4,001.82	2,759.11	7,308.58	3,936.54	9,257.14
7	Profit after Interest expense but before Exceptional items (5-6)	1,269.33	940.79	2,067.25	1,002.91	21,002.81
8	Exceptional items	-	-	-	-	-
9	Profit / (Loss) before tax (7-8)	1,269.33	940.79	2,067.25	1,002.91	21,002.81
10	Tax expense	816.10	779.42	671.31	350.42	2,579.62
11	Net Profit / (Loss) for the period (9-10)	808.23	161.37	1,395.94	652.49	18,423.19
12	Paid - up equity share capital (face value of Rs. 10 each)	5,047.38	4,127.38	5,047.38	4,822.38	5,947.38
13	Reserve excluding Revaluation Reserves	-	-	63,472.62	30,634.19	62,076.70
14	Earnings Per Share (EPS) Basic EPS Diluted EPS (Not applicable)	1.70 1.70	1.17 1.17	1.77 2.37	1.89 1.89	26.81 28.81
15	Public Shareholding - Number of shares - Percentage of shareholding	23,923,016 41.81%	17,67,951 9.97%	23,923,016 47.46%	17,677,951 39.97%	23,926,251 47.80%
16	Promoters and promoter group shareholding a) Pledged/unsecured - Number of shares - Percentage of shares (as a % of the total shareholding of promoter and promoter group) - Percentage of shares (as a % of the total share capital of the company) b) Non-encumbered - Number of shares - Percentage of shares (as a % of the total shareholding of promoter and promoter group) - Percentage of shares (as a % of the total share capital of the company)	2,103,833 3.92% 4.17%	2,113,033 7.92% 3.76%	2,109,033 7.92% 4.17%	2,103,833 7.92% 4.76%	2,109,933 9.92% 4.17%
		24,447,743 92.04% 48.43%	24,412,807 102.08% 53.27%	24,447,743 92.08% 48.43%	24,442,807 92.08% 53.27%	24,444,507 92.08% 48.43%

By  A 

NOTES:

1. The statement of unaudited financial results for the quarter and half year ended 30 September 2011 has been prepared following the same accounting policies as were followed in the annual financial statements for the year ended 31 March 2011.
2. Other income for the quarter ended 30 September 2011 include interest income amounting Rs. 80.24 lacs on loans given pertains to quarter ended 30 June 2011 and recognised in the current quarter.
3. During the current quarter, the Company has acquired 15,00,000 shares of Ambika Projects (India) Private Limited (AP) representing 100% shareholding as per Share Purchase Agreement dated 19 August 2011 for an amount of Rs. 830.55 lacs. AP is engaged in the business of EPC Contract and Setting up of Water and Waste Treatment Plants and offers wide spectrum business solutions in this segment of business.
4. During the current quarter, the Company has written off its investment of Rs. 2.57 crore in its wholly owned subsidiary, Tecpro International FZE, incorporated in Dubai as it has no business income in previous three years and 100% net worth is eroded due to losses. The same is included as part of other expenditure.
5. No Investor complaint was pending at the beginning of the quarter ended 30 September 2011. During the quarter, 22 complaints were received all of which have been resolved and hence, no complaint was pending as on 30 September 2011.
6. The figures for the previous period(s) / year have been re-grouped / recast, wherever necessary to make them comparable.
7. The unaudited financial results for the quarter and half year ended 30 September 2011 were reviewed by the Audit Committee at their meeting held on 9 November 2011 and approved and taken on record by the Board of Directors at their meeting held on 10 November 2011 and have undergone a "Limited Review" by the Statutory Auditors of the Company. Further, the financial results for the quarter and half year ended 30 September 2010 have not been reviewed.

For and on behalf of
Tecpro Systems Limited



Ajay Kumar Bishnoi
Chairman & Managing Director





Anul Gabrani
Vice Chairman & Managing Director

Place : Chennai
Date : November 10, 2011

Tecpro Systems Limited
 Regd. Office: 106, Vishwadeep Tower, Plot No. 4, District Centre,
 Janak Puri, New Delhi - 110058

UNAUDITED STATEMENT OF ASSETS AND LIABILITIES AS ON 30 SEPTEMBER 2011

(in Lacs)

S. No.	PARTICULARS	AS AT		
		30.09.2011 (Unaudited)	30.09.2010 (Unaudited)	31.03.2011 (Audited)
1	Shareholders' funds			
	(a) Share capital	5,047.38	4,422.38	5,047.38
	(b) Reserve and surplus	64,178.42	31,288.53	62,787.51
		69,225.80	35,710.91	67,834.89
2	Loan funds	182,181.31	73,397.70	74,686.16
	Total (1+2)	171,407.11	109,108.61	142,521.05
3	Fixed asset (including work in progress)	21,858.56	13,560.97	16,114.75
4	Investments	3,662.63	2,732.81	3,696.10
5	Deferred tax assets (net)	482.92	103.25	257.68
6	Current assets, loans and advances			
	(a) Inventories	21,137.90	15,988.40	13,989.39
	(b) Sundry debtors	143,966.02	91,564.14	140,733.88
	(c) Cash and bank balances	11,430.25	14,491.53	29,915.76
	(d) Loans and advances	22,066.20	11,671.57	13,633.22
	(e) Other current assets	47,874.73	23,644.29	35,706.88
		246,475.10	157,359.93	233,979.13
7	Less: Current liabilities and provisions			
	(a) Current liabilities	100,247.31	63,963.87	106,237.46
	(b) Provisions	824.79	684.48	5,293.45
		101,072.10	64,648.35	111,530.91
8	Net current assets/(liabilities)(6-7)	145,403.00	92,711.58	122,448.22
	Total	171,407.11	109,108.61	142,521.05

A ly



Trepro Systems Limited
 106, Vishwadeep Tower, Pkt No-4, District Centre, Janak Puri, New Delhi-110058
UNAUDITED FINANCIAL RESULTS FOR THE PERIOD ENDED 30 SEPTEMBER 2011

SEGMENT WISE REVENUE, RESULTS AND CAPITAL EMPLOYED

(C in Lacs)

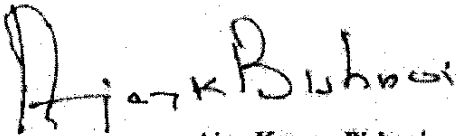
S. No.	Particulars	Quarter Ended		Half Year Ended		Year Ended
		30.09.2011	30.09.2010	30.09.2011	30.09.2010	31.03.2011
		(Unaudited)	(Unaudited)	(Unaudited)	(Unaudited)	(Audited)
1	Segment Revenue					
	a) Material handling system (including BOP)	45,217.29	29,781.90	80,063.64	54,644.51	196,843.46
	b) Setting up of complete power plant on Engineering, procurement and Construction (EPC) basis power plant/equipments	-	-	-	-	-
	Total	45,217.29	29,781.90	80,063.64	54,644.51	196,843.46
	Less : Inter Segment Revenue	-	-	-	-	-
	Net sales / Income from Operations	45,217.29	29,781.90	80,063.64	54,644.51	196,843.46
2	Segment Results					
	Profit / (Loss) before tax and interest from each segment					
	a) Material handling system (including BOP)	4,897.20	2,691.26	8,768.94	4,348.33	29,006.55
	b) Setting up of complete power plant on Engineering, procurement and Construction (EPC) basis power plant/equipments	-	-	-	-	-
	Total	4,897.20	2,691.26	8,768.94	4,348.33	29,006.55
	Less: i) Interest	(4,003.82)	(2,169.15)	(7,308.59)	(3,930.34)	(9,257.34)
	ii) Other un-allocable expenditure net off unallocable income	374.95	268.64	614.89	591.22	1,252.80
	Total Profit / (Loss) before tax	1,268.33	790.75	2,067.24	1,009.21	21,002.01
3	Capital Employed (Segment Assets - Segment Liabilities)					
	a) Material handling system (including BOP)	151,535.65	89,581.53	151,535.65	89,581.53	110,854.63
	b) Setting up of complete power plant on Engineering, procurement and Construction (EPC) basis power plant/equipments	946.94	966.08	946.94	966.08	968.36
	c) Unallocated	(83,256.79)	(54,836.70)	(83,256.79)	(54,836.70)	(43,988.10)
	Total	69,225.80	35,710.91	69,225.80	35,710.91	67,834.89

A



Notes:

- 1) The segments have been identified in line with Accounting Standard (AS) 17 'Segment Reporting', taking into account the risks and return, organisation structure and internal reporting system.
- 2) Segment revenue includes net sales (sale of manufactured goods and traded goods), service income and contract revenue directly identifiable to the segment. Segment results and capital employed includes amounts directly identifiable to each of the segments and which can be allocated on a reasonable basis. Unallocable income includes interest income and other income that are not identifiable to the segments. Unallocable expenditure includes corporate expenditure which is not identifiable to any of the segments. Unallocated capital employed includes assets and liabilities which are not specifically allocable to individual segments.
- 3) The financial results for the quarter and half year ended 30 September 2011 were reviewed by the Audit Committee at their meeting held on 9 November 2011 and approved and taken on record by the Board of Directors at their meeting held on 10 November 2011 and have undergone a 'Limited Review' by Statutory Auditors of the Company. Further, the unaudited standalone financial results for the quarter and half year ended 30 September 2010 have not been reviewed.

For and on behalf of
Tecpro Systems Limited



Ajay Kumar Bishnoi
Chairman & Managing Director



Anul Gabrani
Vice Chairman & Managing Director

Place : Chennai
Date : November 10, 2011