


LOK HOUSING AND CONSTRUCTIONS LTD.




UNAUDITED FINANCIAL RESULTS FOR THE QUARTER ENDED 30TH SEPTEMBER, 2011

	QUARTER ENDED SEPTEMBER 30TH		SIX MONTHS ENDED SEPTEMBER 30TH		YEAR ENDED MARCH 31 ST 2011
	2011 (Unaudited)	2010 (Unaudited)	2011 (Unaudited)	2010 (Unaudited)	(Audited)
	1	2	3	4	5
1. Net Sales/Income from Operation	592.66	1,344.39	1,027.09	2,080.07	2,867.34
2. Other Income	6.29	0.44	10.74	0.44	49.93
3. Total Income (1+2)	598.95	1,344.83	1,037.83	2,080.51	2,917.27
4. Expenditure					
a) (Increase)/Decrease in Stock in Trade and work In progress	3.61	22.09	(12.55)	24.76	14.65
b) Cost of Sales	269.97	399.20	484.38	752.88	1,288.19
c) Employees Cost	77.49	163.06	155.61	240.66	341.95
d) Administration & Marketing Expenses	58.55	114.55	104.55	160.00	350.46
e) Depreciation / Amortisation	3.74	89.89	7.26	180.04	361.45
f) Preliminary Expenses Amortised	8.62	8.62	17.24	17.24	34.49
g) Other Expenses	1.03	0.72	7.84	2.46	22.03
h) Total Expenditure	423.01	798.13	764.33	1,378.04	2,413.22
5. Interest	112.25	44.80	145.02	75.57	377.05
6. Exceptional Items	-	-	-	-	-
7. Profit (+) / (Loss) (-) from Ordinary Activities before Tax [3-(4+5+6)]	63.69	501.90	128.48	626.90	127.00
8. Tax Expense					
a) Current Tax	27.00	100.00	40.30	124.90	25.30
b) Deferred Tax	-	-	-	-	30.70
c) Excess provision for tax of earlier years	-	-	-	-	(30.86)
9. Net Profit (+) / (Loss) (-) from Ordinary Activities after Tax (7-8)	36.69	401.90	88.18	502.00	101.86
10. Extra Ordinary Items (Net of Tax Expense)	-	-	-	-	-
11. Net Profit (+) / (Loss) (-) for the period(9-10)	36.69	401.90	88.18	502.00	101.86
12. Paid-up equity share capital (Face Value Rs. 10 Each)	4,674.93	4,454.93	4,674.93	4,454.93	4,454.93
13. Reserves excluding revaluation reserves as per balance sheet of previous accounting year	-	-	-	-	15,353.76
14. Earning Per Share (EPS)(Not Annualised)					
- Basic (Rs.)	0.078	0.902	0.189	1.127	0.229
- Diluted (Rs.)	0.078	0.886	0.189	1.106	0.224
15. Public shareholding					
- Number of Shares	21,407,630	21,007,630	21,407,630	21,007,630	21,007,630
- Percentage of shareholding	45.79%	47.16%	45.79%	47.16%	47.16%
16. Promoters and Promoter group shareholding					
a) Pledged /Encumbered					
- Number of Shares	4,574,900	4,374,900	4,574,900	4,374,900	4,374,900
- Percentage of shares (as a % of total shareholding of promoter and promoter group)	18.05%	18.58%	18.05%	18.58%	18.58%
- Percentage of shares (as a % of total share capital of the company)	9.79%	9.82%	9.79%	9.82%	9.82%
b) Non- encumbered					
- Number of Shares	20,766,761	19,166,761	20,766,761	19,166,761	19,166,761
- Percentage of shares (as a % of total shareholding of promoter and promoter group)	81.95%	81.42%	81.95%	81.42%	81.42%
- Percentage of shares (as a % of total share capital of the company)	44.42%	43.02%	44.42%	43.02%	43.02%

NOTES :

- The above Financial Results were taken on record by the Board of Directors at it's meeting held on 14th November, 2011.
- The Quarterly Results for the quarter ended 30.09.2011 have undergone Limited Review by the Auditors.
- Previous Year figures have been regrouped wherever necessary
- Beginning of the quarter, there were no pending investor complaints. During the quarter, the Company has received 2 miscellaneous requests. All the requests have been dealt with appropriately.
- Deferred tax provision will be made at the year end.


For LOK HOUSING AND CONSTRUCTIONS LTD.


DARSHAN L. GANDHI
(Chairman & Managing Director)

PLACE : MUMBAI
DATE : 14th November, 2011


SEGMENTWISE REVENUE, RESULTS AND CAPITAL EMPLOYED					
	QUARTER ENDED SEPTEMBER 30TH		SIX MONTHS ENDED SEPTEMBER 30TH		YEAR ENDED MARCH 31 ST 2011 (Audited)
	2011 (Unaudited)	2010 (Unaudited)	2011 (Unaudited)	2010 (Unaudited)	
	1	2	3	4	3
(Rs. in Lakhs)					
1. Segment Revenue (net sale/ income from each segment should be disclosed under this head)					
a) Construction & Real Estate Development	560.02	1,305.36	966.46	1,996.29	2,699.50
b) Cement Product Division	32.64	39.11	60.88	83.86	168.09
Total	592.66	1,344.47	1,027.34	2,080.15	2,867.59
Less: Inter segment revenue	-	0.08	0.25	0.03	0.25
Net sales/ income from operations	592.66	1,344.39	1,027.09	2,080.07	2,867.34
2. Segment Results (Profit (+)/ (Loss) (-) before tax and interest from each segment)#					
a) Construction & Real Estate Development	191.25	559.34	304.58	712.17	496.60
b) Cement Product Division	(20.56)	(12.36)	(33.97)	(7.69)	(20.45)
Total	170.69	546.98	270.61	704.48	476.15
Less: i) Interest **	112.25	44.80	145.02	75.57	377.05
Add : i) Other un-allocable income net off unallocable expenditure	5.25	(0.28)	2.89	(2.01)	27.90
Total Profit Before Tax	63.69	501.90	128.48	626.90	127.00
# Profit/ (Loss) before tax and after interest in case of segments having operations which are primarily of financial nature.					
** Other than the interest pertaining to the segments having operations which are primarily of financial nature.					
3. Capital Employed *** (Segment assets- Segment Liabilities)					
a) Construction & Real Estate Development	26,954.55	26,214.51	26,954.55	26,214.51	26,002.17
b) Cement Product Division	77.80	138.11	77.80	138.11	118.68
c) Unallocated	594.01	594.01	594.01	594.01	594.01
Total	27,626.36	26,946.63	27,626.36	26,946.63	26,714.86
*** Capital Employed is inclusive of Long Term Debts					

For LOK HOUSING AND CONSTRUCTIONS LTD.


DARSHAN L. GANDHI
(Chairman & Managing Director)

PLACE : MUMBAI
DATE : 14th November, 2011

LOK HOUSING AND CONSTRUCTIONS LTD.



STATEMENT OF ASSETS AND LIABILITIES

	(Rs. in Lakhs)	
	SIX MONTHS ENDED SEPTEMBER 30TH	
	2011 (Unaudited)	2010 (Unaudited)
1. SHAREHOLDERS' FUNDS :		
a) Capital		
b) Optionally Convertible Warrants	4,674.93	4,454.93
c) Reserves and Surplus	-	333.36
2. LOAN FUNDS	16,215.28	15,753.89
3. DEFERRED TAX LIABILITIES (NET)	5,866.39	5,565.39
TOTAL	869.76	839.06
4. FIXED ASSETS	27,626.36	26,946.63
5. INVESTMENTS	109.32	288.82
6. CURRENT ASSETS, LOANS AND ADVANCES	594.01	594.01
a) Inventories		
b) Sundry Debtors	34,224.84	33,837.29
c) Cash and Bank balances	2,148.10	3,265.12
d) Loans and advances	475.74	467.22
Less : Current Liabilities and Provisions	3,731.80	3,429.01
a) Current Liabilities		
b) Provisions	12,675.82	13,817.04
Net Current Assets	1,033.36	1,204.03
7. MISCELLANEOUS EXPENDITURE (to the extent not written off or adjusted)	26,871.30	25,977.58
TOTAL	51.73	86.22
	27,626.36	26,946.63

For LOK HOUSING AND CONSTRUCTIONS LTD.

DARSHAN L. GANDHI
(Chairman & Managing Director)

PLACE : MUMBAI
DATE : 14th November, 2011