


LAKSHMI VILAS BANK

REGD. & ADMN. OFFICE, SALEM ROAD, KARUR 639 006


UNAUDITED FINANCIAL RESULTS FOR THE QUARTER/HALF YEAR ENDED SEPTEMBER 30, 2011

(₹ in lakhs)

PARTICULARS	QUARTER-ENDED		HALF-YEAR ENDED		YEAR ENDED
	30-Sep-11 (Reviewed)	30-Sep-10 (Reviewed)	30-Sep-11 (Reviewed)	30-Sep-10 (Reviewed)	31-Mar-11 (Audited)
1. INTEREST EARNED (a+b+c)	38010.87	25579.28	71587.61	50386.47	106483.55
(a) Interest/discount on advances/bills	29451.11	19660.26	56222.37	39144.48	83388.02
(b) Income on investments	8414.15	5875.14	15171.99	11155.59	22975.19
(c) Interest on balances with RBI & Other inter- bank funds	145.61	43.88	193.25	86.40	120.34
2. Other Income	3139.09	4015.91	6556.14	6707.75	13701.59
3. Total Income (1+2)	41149.96	29595.19	78143.75	57094.22	120185.14
4. Interest expended	28335.28	16601.16	52585.90	32984.29	69984.44
5. Operating Expenses (I) + (ii)	6650.74	5739.45	12424.21	11482.12	22814.82
(I) Employees cost	2995.32	2930.30	5921.65	6337.03	11629.75
(ii) Other operating expenses	3655.42	2809.15	6502.56	5145.09	11185.07
6. Total Expenditure (excluding provisions and contingencies (4) + (5))	34986.02	22340.61	65010.11	44466.41	92799.26
7. Operating Profit before provisions and contingencies (3) - (6)	6163.94	7254.58	13133.64	12627.81	27385.88
8. Provisions (other than Tax) and Contingencies	2451.67	4146.92	6463.00	6021.51	14972.20
9. Exceptional Items	0.00	0.00	0.00	0.00	0.00
10. Profit/Loss from ordinary activities before tax (7)-(8)-(9)	3712.27	3107.66	6670.64	6606.30	12413.68
11. Tax expense	800.00	640.00	1300.00	1800.00	2300.00
12. Net Profit/Loss from Ordinary activities after tax (10) - (11)	2912.27	2467.66	5370.64	4806.30	10113.68
13. Extra Ordinary items (Net of Tax Expense)	0.00	0.00	0.00	0.00	0.00
14. Net Profit/Loss for the period (12+13)	2912.27	2467.66	5370.64	4806.30	10113.68
15. Paid up equity share capital (Face Value ₹10/-)	9752.58	9750.88	9752.58	9750.88	9752.58
16. Reserves excluding revaluation reserves as per balance sheet of previous accounting year	71417.76	64148.86	71417.76	64148.86	71417.76
17. Analytical Ratios					
I) Percentage of shares held by Govt. of India	NIL	NIL	NIL	NIL	NIL
ii) Capital Adequacy Ratio (%)					
(a) Basle - I	10.98	13.31	10.98	13.31	12.09
(b) Basle - II	11.59	13.52	11.59	13.52	13.19
iii) Earnings Per Share (EPS)(*Not Annualised)					
(a) Basic & Diluted EPS - before extra ordinary items (Not annualised) (₹)	2.99	2.53	5.51	4.93	10.37
(b) Basic & Diluted EPS - after extra ordinary items (Not annualised) (₹)	2.99	2.53	5.51	4.93	10.37
iv) NPA RATIOS					
(a) Gross NPA	19712.71	26362.73	19712.71	26362.73	15778.64
Net NPA	9505.50	18126.55	9505.50	18126.55	7287.38
(b) % of Gross NPA	2.24	4.08	2.24	4.08	1.93
% of NET NPA	1.09	2.85	1.09	2.85	0.90
(c) Return on Assets (%)	0.80	0.93	0.77	0.92	0.91
18. Public Shareholding					
- No. of Shares (in lakhs)	863.41	869.67	863.41	869.67	868.82
- Percentage of shareholding	88.53	89.19	88.53	89.19	89.09
19. Promoters and promoter group shareholding					
(a) Pledged /Encumbered					
- Number of Shares	3381950.00	3594805.00	3381950.00	3594805.00	4094328.00
- Percentage of Shares (as a % of the total shareholding of promoter and promoter group)	30.24	34.10	30.24	34.10	38.47
- percentage of shares (as a % of the total share capital of the company)	3.47	3.69	3.47	3.69	4.19
(b) Non-encumbered					
- Number of shares	7802738.00	6946761.00	7802738.00	6946761.00	6549762.00
- Percentage of shares (as a % of the total shareholding of promoter and promoter group)	69.76	65.90	69.76	65.90	61.52
- Percentage of share (as a % of the total share capital of the company)	8.00	7.12	8.00	7.12	6.72





2





REGD. & ADMN.OFFICE, SALEM ROAD, KARUR 639 006

NOTES:

1	The working results for the quarter/half year ended 30th September 2011 have been arrived after considering provisions for Standard Assets, Non Performing Assets, Depreciation on Investment, Provision for Employees Benefit and Other usual and necessary provisions.
2	A sum of ₹0.99 crores has been provided during the quarter on proportionate basis towards the Transitional Liability of ₹19.81 crores based on Actuarial Valuation up to 31.03.07 as per Revised Accounting Standard (AS-15) on Employee Benefits issued by Institute of Chartered Accountants of India. The balance amount of ₹1.98 crores is being carried forward to be charged to Profit & Loss Account in the next two quarters.
3	In accordance with RBI Circular no. DBOD.BP.BC.80/21.04.018/10-11 dt:09.02.2011. a) a sum of ₹3.89 crores has been charged to profit & loss account during the quarter on proportionate basis towards pension liability. The balance amount of ₹54.45 crores carried forward to be charged to Profit & Loss Account in future periods. b) a sum of ₹0.77 crores has been charged to profit & loss account during the period on proportionate basis towards gratuity liability. The balance amount of ₹10.72 crores carried forward to be charged to Profit & Loss Account in future periods.
4	Provision coverage ratio as at 30th September 2011 stands at 73.86%
5	Status of Investor Complaints for the quarter ended 30th September 2011
	Complaints pending at the beginning of the Quarter : Nil
	Complaints received during the Quarter : Nil
	Complaints disposed during the Quarter: Nil
6	Complaints unresolved at the end of the Quarter: Nil
	The above financial results were recommended by the Audit Committee and approved by the Board of Directors of the Bank at their meeting held on 11th November, 2011.
7	The figures of the previous year have been regrouped / rearranged, wherever necessary.
<div style="display: flex; justify-content: space-between; align-items: flex-end;"> <div style="text-align: left;"> <p>Place: Karur Date: 11/11/2011</p> </div> <div style="text-align: center;">  </div> <div style="text-align: right;">  <p>[P. R. SOMASUNDARAM] MD & CEO</p> </div> </div>	



THE LAKSHMI VILAS BANK LIMITED

BALANCE SHEET AS ON 30th Septemeber 2011

(₹ 000's)

I. CAPITAL & LIABILITIES	AS AT 30/09/2011	AS AT 30/09/2010	AS AT 31/03/2011
a. Capital	975258	975088	975258
b. Reserves & Surplus	8486155	6895517	7949091
c. Deposits	128134363	93501424	111495107
d. Borrowings	6299346	3392823	7251070
e. Other Liabilities & Provisions	5085594	3558123	5341304
TOTAL	148980716	108322975	133011830
II. ASSETS			
a. Cash & Balances with Reserve Bank of India	9683896	7661354	9436053
b. Balances with Banks and Money at Call & Short Notice	1143490	368966	829554
c. Investments	43377462	31928826	35188503
d. Advances	87007849	63660789	80944228
e. Fixed Assets	1851367	674244	1791314
f. Other Assets	5916652	4028796	4822178
TOTAL	148980716	108322975	133011830

Place : Karur

Date : 11/11/2011



SEGMENT REPORTING - SEPTEMBER 2011

PART A: BUSINESS SEGMENTS					(₹ IN CRORE)
PARTICULARS	QUARTER ENDED 30/09/2011	QUARTER ENDED 30/09/2010	HYE 30/09/2011	HYE 30/09/2010	YEAR ENDED 31/03/2011
1. SEGMENT REVENUE :					
a. Treasury operations	82.60	64.31	155.03	120.96	238.78
b. Corporate/wholesale banking operations	192.72	131.73	376.38	252.67	555.79
c. Retail banking operations	135.79	99.72	248.75	196.74	405.61
d. Other banking operations	0.39	0.19	1.27	0.57	1.67
TOTAL	411.50	295.95	781.43	570.94	1201.85
2. SEGMENT RESULTS (Profit/loss before Tax)					
a. Treasury operations	0.85	8.19	4.67	11.65	36.89
b. Corporate/wholesale Banking operations	12.83	15.02	21.84	28.93	30.94
c. Retail banking operations	23.47	7.98	39.69	25.52	56.16
d. Other banking operations	-0.03	-0.11	0.51	-0.04	0.15
TOTAL	37.12	31.08	66.71	66.06	124.14
PROFIT BEFORE TAX	37.12	31.08	66.71	66.06	124.14
Less : Tax expenses	8.00	6.40	13.00	18.00	23.00
NET PROFIT	29.12	24.68	53.71	48.06	101.14
3. SEGMENT ASSETS :					
a. Treasury operations	4411.46	3245.46	4411.46	3245.46	3576.23
b. Corporate/wholesale banking operations	5823.60	3894.18	5823.60	3894.18	5567.69
c. Retail banking operations	3872.52	3085.12	3872.52	3085.12	3385.84
d. Other banking operations	790.49	607.54	790.49	607.54	771.42
TOTAL	14898.07	10832.30	14898.07	10832.30	13301.18
4. SEGMENT LIABILITIES:					
a. Treasury operations	8.17	6.64	8.17	6.64	9.93
b. Corporate/wholesale banking operations	3993.17	3522.70	3993.17	3522.70	3560.44
c. Retail banking operations	9617.58	6265.47	9617.58	6265.47	8415.61
d. Other banking operations	333.01	254.43	333.01	254.43	422.76
TOTAL	13951.93	10049.24	13951.93	10049.24	12408.74
CAPITAL AND RESERVES	946.14	783.06	946.14	783.06	892.44
TOTAL	14898.07	10832.30	14898.07	10832.30	13301.18

PART B: GEOGRAPHICAL SEGMENTS

Since the Bank is having domestic operation only, no reporting is necessary under this segment.

Previous period's figures have been regrouped, wherever necessary to conform to the current period's classification.

