


Almondz Capital & Management Services Limited
Unaudited financial results for the quarter and Half Year ended 30 September 2011

(Rs. in Lac)

Particulars	Quarter Ended		Year to Date & Half Year ended		Year ended
	30 Sep 2011 (Unaudited)	30 Sep 2010 (Unaudited)	30 Sep 2011 (Unaudited)	30 Sep 2010 (Unaudited)	31 March 2011 (Audited)
1 Income from operations	76	935	145	1,557	770
2 Expenditure					
a. Professional charges	-	60	-	60	85
b. Employees cost	5	4	9	9	18
c. Depreciation	-	-	-	-	1
d. Provision for Doubtful Debts	122	-	122	-	-
e. Other expenses	14	4	16	7	21
Total Expenditure	141	68	147	76	125
3 Profit from operations before other income, interest and exceptional items (1-2)	(65)	867	(2)	1,481	645
4 Other income	-	-	2	-	1
5 Profit before interest and exceptional items (3+4)	(65)	867	-	1,481	646
6 Interest (including finance charges)	56	82	116	146	266
7 Profit after interest but before exceptional items (5-6)	(121)	785	(116)	1,335	380
8 Exceptional items					
9 Profit (+)/ Loss(-) from ordinary activities before tax (7+8)	(121)	785	(116)	1,335	380
10 Tax expense					
Current tax and deferred tax	(1)	236	-	410	100
11 Net Profit(+)/Loss (-) for the period (9-10)	(120)	549	(116)	925	280
12 Paid-up equity share capital (face Value of Rs.10/- each)	1,442	1,242	1,442	1,242	1,442
13 Reserve excluding Revaluation Reserves as per balance sheet of previous accounting year					3,041
14 Earning per share (un-annualised))					
a) Basic earnings per share (Rs.)	(0.86)	3.77	(0.84)	6.50	1.82
b) Diluted earnings per share (Rs.)	(0.86)	3.24	(0.84)	5.76	1.69
15 Public shareholding					
- No. of shares	7,176,649	5,776,649	7,176,649	5,776,649	7,176,649
-Percentage of shareholding	52.11	49.08	52.11	49.08	52.11
16 Promoters and promoter group shareholding					
a) Pledged/encumbered					
-Number of shares	NIL	NIL	NIL	NIL	NIL
-Percentage of shares (as a % of the total shareholding of promoter and promoter group)	NIL	NIL	NIL	NIL	NIL
-Percentage of shares (as a % of the total share capital of the company)	NIL	NIL	NIL	NIL	NIL
b) Non-encumbered					
-Number of shares	6,594,251	5,994,251	6,594,251	5,994,251	6,594,251
-Percentage of shares (as a % of the total shareholding of promoter and promoter group)	100.00	100.00	100.00	100.00	100.00
-Percentage of shares (as a % of the total share capital of the company)	47.89	50.92	47.89	50.92	47.89



Statement of assets and liabilities as at 30 September 2011

(Rs. Lakhs)


Particulars	Half year ended	Half year ended	Year ended
	30 Sept 2011 (Unaudited)	30 Sept 2010 (Unaudited)	31 March 2011 (Audited)
1 Shareholders' funds			
(a) Capital	1,442	1,242	1,442
(b) Reserves and surplus	2,925	3,415	3,041
2 Advance against share warrants	-	118	-
3 Loan funds	1,462	5,674	1,757
Total	5,829	10,449	6,240
1 Fixed assets	1	9	9
2 Investments	3,495	3,493	3,495
3 Current assets, loans and advances			
(a) Stock in trade	626	3,078	1,193
(b) Sundry debtors	-	135	182
(c) Cash and bank balances	19	41	83
(d) Loans and advances	1,718	4,073	1,338
Less: Current liabilities and provisions			
(a) Current liabilities	(26)	(29)	(56)
(b) Provisions	(4)	(351)	(4)
Total	5,829	10,449	6,240

Notes:

- 1 The above unaudited financial results were reviewed by the Audit Committee and approved by the Board of Directors at the meeting held on 12th November
- 2 During the quarter ended 30 Sep 2011, NIL Investor's complaints were received. There was no complaint pending for redressal as at the commencement and at the end of the quarter.
- 3 Basic and diluted earnings per share have been calculated by dividing net profit for the period by the weighted average number of equity shares and potential dilutive shares outstanding during the quarter
- 4 Preceding year figures have been regrouped/ reclassified, wherever necessary, to conform to current year's classification

Place: New Delhi

Date: 12 November 2011



G.P. Agrawal


Chairman

Almondz Capital & Management Services Limited
Registered office : 2nd floor, 3 Scindia House, Janpath, New Delhi - 110001
Segment wise revenue, results and capital employed for the quarter and Half Year ended 30 Sep 2011

(Rs. in Lac)

Particulars	Quarter Ended		Year to Date and half Year Ended		Year ended
	30 Sep 2011 (Unaudited)	30 Sep 2010 (Unaudited)	30 Sep 2011 (Unaudited)	30 Sep 2010 (Unaudited)	31 March 2011 (Audited)
Segment revenue					
(a) Income from investments and trading	76	904	145	1,435	603
(b) Fees and commission	-	31	-	122	167
Total	76	935	145	1,557	770
Income from Operations	76	935	145	1,557	770
Segment results					
Profit before tax and interest from each segment					
(a) Income from investments and trading	20	821	29	1,287	330
(b) Fees and commission	(122)	(29)	(122)	62	82
Total	(102)	792	(93)	1,349	412
Less:					
Other unallocable expenditure net off unallocable income	19	7	23	14	32
Profit before tax	(121)	785	(116)	1,335	380
Capital Employed					
(a) Income from investments and trading	4,241	4,898	4,241	4,898	4,214
(b) Fees and commission	5	122	5	122	146
(c) Unallocated	119	(363)	119	(363)	123
Total Capital employed	4,365	4,657	4,365	4,657	4,483

For and on behalf of the Board of
Almondz Capital & Management Services Ltd.


G. P. Agrawal
 Chairman


Place: New Delhi
 Date: 12 November, 2011

Almondz Capital & Management Services Ltd.

Almondz Capital & Management Services Limited
Unaudited consolidated financial results for the quarter and Half Year ended 30 Sep 11

(Rs. in lac)

Particulars	Quarter ended		Half Year ended		Year ended
	30 Sep 2011	30 Sep 2010	30 Sep 2011	30 Sep 2010	31 March 2011
	(Unaudited)	(Unaudited)	(Unaudited)	(Unaudited)	(Audited)
1 Income from operations	76	935	145	1,557	770
2 Expenditure					
a Professional charges	-	60	-	60	85
b Employees cost	5	4	9	9	18
c Depreciation	-	-	-	-	1
d Provision for Doubtful Debts	122	-	122	-	-
e Other expenses	14	4	16	7	21
Total expenditure	141	68	147	76	125
3 Profit from operations before other income, interest and prior period items (1-2)	(65)	867	(2)	1,481	645
4 Other income (including interest income)	-	-	2	-	1
5 Profit before interest and exceptional items (3+4)	(65)	867	(0)	1,481	646
6 Interest (including finance charges)	56	82	116	146	266
7 Profit after interest but before prior period items (5-6)	(121)	785	(116)	1,335	380
8 Exceptional items					
9 Profit / (Loss) from ordinary activities before tax (7-8)	(121)	785	(116)	1,335	380
10 Tax expense					
-Current tax and deferred tax	(1)	236	-	410	93
-Income tax for earlier years/ (credit)	-	-	-	-	7
11 Net Profit after tax before minority interest and share of profit/(loss) in associate companies (9-10)	(120)	549	(116)	925	280
12 Share of profit/ (loss) in associates	51	156	157	305	467
13 Net profit from ordinary activities after tax, minority interest and share of profit/(loss) in associate companies (11+12)	(69)	705	41	1,230	747
14 Paid-up equity share capital (Face value of Rs.10/- each)	1442	1242	1442	1,242	1,442
15 Reserve excluding revaluation reserves					3,507
16 Earnings per share (un-annualised)					
a) Basic earnings per share (Rs.)	(0.49)	5.09	0.30	9.17	5.62
b) Diluted earnings per share (Rs.)	(0.49)	4.36	0.30	8.13	5.19
17 Aggregate of public shareholding					
-Number of shares	7,176,649	5,776,649	7,176,649	5,776,649	7,176,649
-Percentage of shareholding	52.11	49.08	52.11	49.08	52.11
18 Promoters and promoter group shareholding					
a) Pledged/encumbered					
-Number of shares	NIL	NIL	NIL	NIL	NIL
-Percentage of shares	NIL	NIL	NIL	NIL	NIL
(as a percentage of the total shareholding of promoter and promoter group)					
-Percentage of shares	NIL	NIL	NIL	NIL	NIL
(as a percentage of the total share capital of the Company)					
b) Non-encumbered					
-Number of shares	6,594,251	5,994,251	6,594,251	5,994,251	6,594,251
-Percentage of shares	100.00	100.00	100.00	100.00	100.00
(as a percentage of the total shareholding of promoter and promoter group)					
-Percentage of shares	47.89	50.92	47.89	50.92	47.89
(as a percentage of the total share capital of the Company)					



Statement of assets and liabilities as at 30 September 2011

(Rs. Lakhs)

Particulars	Half year ended	Half year ended	Year ended
	30 Sept 2011 (Unaudited)	30 Sept 2010 (Unaudited)	31 March 2011 (Audited)
1 Shareholders' funds			
(a) Capital	1,442	1,242	1,442
(b) Reserves and surplus	3,081	3,719	3,507
2 Advance against share warrants	-	118	-
3 Loan funds	1,462	5,674	1,757
Total	5,985	10,753	6,706
1 Fixed assets	106	9	97
2 Investments	3,642	3,864	3,952
3 Current assets, loans and advances			
(a) Stock in trade	626	3,078	1,193
(b) Sundry debtors	-	135	182
(c) Cash and bank balances	22	42	85
(d) Other current assets	-	-	-
(e) Loans and advances	1,623	4,005	1,270
Less: Current liabilities and provisions			
(a) Current liabilities	(30)	(29)	(69)
(b) Provisions	(4)	(351)	(4)
Total	5,985	10,753	6,706


Notes:

- The above unaudited financial results were reviewed by the Audit Committee and approved by the Board of Directors at the meeting held on 12th November 2011.
- The Consolidated results include the results of
 - M/s Moon Orchid Housing Private Limited, which is a wholly owned subsidiary of the Company.
 - M/s Meadow Real Estate Private Limited, which is a wholly owned subsidiary of the Company.
 - M/s Almondz Global securities Limited, which is an associate of the Company due to 48.91 % Share holding.
- During the quarter ended 30 Sep 2011, 0 (Zero) Investor's complaints were received. There was no complaint pending for redressal as at the commencement and at the end of the quarter.
- The company has opted to publish Consolidated Financial Results, pursuant to option as stipulated under clause 41 of the Listing Agreement, the Standalone Financial Results for the quarter and half year ended 30 Sep 2011 are available of the Company's website www.almondzcapital.com and stock exchange, i.e www. bseindia.com, Key standalone Financial information are given.

Particulars	Quarter ended		Year to Date and Half Year ended		Year ended
	30 Sep 2011	30 Sep 2010	30 Sep 2011	30 Sep 2010	31 March 2011
Income from Operations and other Income	76	935	147	1,557	771
Profit/(Loss) before Tax	(121)	785	(116)	1,335	380
Profit/(Loss) after Tax	(120)	549	(116)	925	280

- Preceding year figures have been regrouped/ reclassified, wherever necessary, to conform to current year's classification

Place: New Delhi
Date: 12 November 2011



G.P. Agrawal
Chairman


Almondz Capital & Management Services Limited
Registered office : 2nd floor, 3 Scindia House, Janpath, New Delhi - 110001
Consolidated Segment wise revenue, results and capital employed for the quarter and Half Year ended 30 Sep 2011

(Rs. in Lac)

Particulars	Quarter Ended		Year to Date and half Year Ended		Year ended
	30 Sep 2011 (Unaudited)	30 Sep 2010 (Unaudited)	30 Sep 2011 (Unaudited)	30 Sep 2010 (Unaudited)	31 March 2011 (Audited)
Segment revenue					
(a) Income from investments and trading	76	904	145	1,435	603
(b) Fees and commission	-	31	-	122	167
Total	76	935	145	1,557	770
Income from Operations	76	935	145	1,557	770
Segment results					
Profit before tax and interest from each segment					
(a) Income from investments and trading	20	821	29	1,287	330
(b) Fees and commission	(122)	(29)	(122)	62	82
Total	(102)	792	(93)	1,349	412
Less:					
Other unallocable expenditure net off unallocable income	19	7	23	14	32
Profit before tax	(121)	785	(116)	1,335	380
Capital Employed					
(a) Income from investments and trading	4,231	4,888	4,231	4,888	4,204
(b) Fees and commission	5	122	5	122	146
(c) Unallocated	444	(49)	444	(49)	598
Total Capital employed	4,680	4,961	4,680	4,961	4,948

For and on behalf of the Board of
Almondz Capital & Management Services Ltd.

Place: New Delhi
Date : 12 November 2011



G. P. Agrawal
Chairman