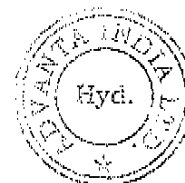


**ADVANTA INDIA LIMITED**  
 Regd. Office: # 8-2-418, 4th Floor, Krishnama House, Road No.7, Banjara Hills, Hyderabad - 500034.  
 Unaudited Financial Results for the quarter ended on 30th September, 2011

(Rs in Lacs)


STANDALONE						
Sr. No.	Particulars	3 months ended 30/09/2011	Corresponding 3 months ended in the previous year 30/09/2010	Year to Date figures for current period ended 30/09/2011	Year to Date figures for previous year ended 30/09/2010	Previous accounting year ended 31/12/2010
		Unaudited	Unaudited	Unaudited	Unaudited	Audited
1	(a) Net Sales/Income from Operations	4,188.91	1,963.63	10,885.30	8,942.91	10,132.71
	(b) Other Operating Income	386.46	681.90	518.63	882.38	1,047.47
2	<b>Expenditure:</b>					
	(a) (Increase) /Decrease In Stock In Trade and work In progress	(244.92)	(254.73)	(371.80)	(315.86)	528.09
	(b) Consumption of Raw Materials	1,493.86	1,315.82	5,741.80	5,545.09	6,192.05
	(c) Employees Cost	547.24	422.67	1,461.64	1,360.82	1,685.46
	(d) Depreciation/Amortization	219.35	220.29	658.79	660.02	880.94
	(e) Other Expenditure	642.27	720.07	1,889.72	1,851.54	3,022.69
	<b>Total Expenditure</b>	<b>2,657.80</b>	<b>2,424.12</b>	<b>9,380.15</b>	<b>9,101.61</b>	<b>12,309.23</b>
3	<b>Profit from Operations before Other Income, Interest and Exceptional Items (1-2)</b>	<b>1,917.57</b>	<b>221.41</b>	<b>2,023.78</b>	<b>723.68</b>	<b>(1,129.05)</b>
4	Other Income	503.76	854.51	2,416.09	2,037.75	2,872.04
5	<b>Profit before Interest and Exceptional items (3+4)</b>	<b>2,421.33</b>	<b>1,075.92</b>	<b>4,439.87</b>	<b>2,761.43</b>	<b>1,742.99</b>
6	Interest	648.51	1,175.60	4,219.39	3,477.92	4,666.13
7	<b>Profit / (Loss) after Interest but before Exceptional Items (5-6)</b>	<b>1,772.82</b>	<b>(99.68)</b>	<b>220.48</b>	<b>(716.49)</b>	<b>(2,923.14)</b>
8	Exceptional Items {Expenses (+) / Income (-)}	-	-	-	-	-
9	<b>Profit (+) /Loss(-) from Ordinary Activities before Tax (7+8)</b>	<b>1,772.82</b>	<b>(99.68)</b>	<b>220.48</b>	<b>(716.49)</b>	<b>(2,923.14)</b>
10	Tax Expenses(+)/ Income(-)	-	-	-	-	-
11	<b>Profit (+) /Loss(-) from Ordinary Activities after Tax (9-10)</b>	<b>1,772.82</b>	<b>(99.68)</b>	<b>220.48</b>	<b>(716.49)</b>	<b>(2,923.14)</b>
12	Prior Period Adjustments {Expenses (+) / Income (-)}	-	-	-	53.00	53.00
13	Extraordinary Item {Expenses (+) / Income (-)}	-	-	-	-	-
14	<b>Net profit (+) /Loss (-) for the Period (11-12-13)</b>	<b>1,772.82</b>	<b>(99.68)</b>	<b>220.48</b>	<b>(769.49)</b>	<b>(2,976.14)</b>
15	Paid-up Equity Share Capital Face Value of Rs 10 per share	1,685.42	1,684.84	1,685.42	1,684.84	1,685.20
16	Reserves Excluding Revaluation Reserves as per balance sheet of previous accounting year	-	-	-	-	35,028.41
17	Debenture Redemption Reserve	-	-	-	-	-
18	<b>Earnings Per Share (EPS) (in Rs.)</b>					
	Before & after Extraordinary Items for the period					
a	Basic EPS	10.52	(0.59)	1.31	(4.57)	(17.67)
b	Diluted EPS	8.25	(0.59)	1.30	(4.57)	(17.67)
19	<b>Public shareholding</b>					
	- Number of shares	6,401,355	6,396,535	6,401,355	6,396,535	6,400,132
	- Percentage of shareholding	37.98	37.97	37.98	37.97	37.98
	<b>Promoters and Promoter Group Shareholding</b>					
a)	Pledged / Encumbered	-	-	-	-	-
	- Number of shares	8,400,000	5,978,000	8,400,000	5,978,000	5,978,000
	- Percentage of shares (as a % of the total shareholding of promoter and promoter group)	80.36	57.20	80.36	57.20	57.20
	- Percentage of shares (as a % of the total share capital of the company)	49.84	35.48	49.84	35.48	35.47
b)	Non - encumbered					
	- Number of shares	2,052,857	4,473,857	2,052,857	4,473,857	4,473,857
	- Percentage of shares (as a % of the total shareholding of the Promoter and Promoter group)	19.64	42.80	19.64	42.80	42.80
	- Percentage of shares (as a % of the total share capital of the company)	12.18	26.55	12.18	26.55	26.55



**Notes:**

- 1 The Consolidated Net Sales/Income from operations of the Company for the quarter ended on 30th September 2011 is Rs. 25,369.84 Lacs (Corresponding Previous Quarter: Rs. 17,647.21 Lacs), Profit before tax is Rs. 1,419.64 Lacs (Corresponding Previous Quarter: Rs. 1,076.50 Lacs) and Profit after tax is Rs. 1,268.23 Lacs (Corresponding Previous Quarter: Rs. 921.27 Lacs). The statutory auditors have not carried out the limited review of the consolidated figures.
- 2 The above results for the quarter ended 30th September 2011 were reviewed by the Audit Committee and thereafter taken on record by the Board of Directors in their respective meetings held on 7th November 2011. The statutory auditors have carried out the limited review of the above results.
- 3 During July 2011, the Company has redeemed 2130 Unsecured Redeemable Non-Convertible Debentures of Rs. 10 lacs each aggregating to Rs. 213 Crores out of 3750 Unsecured Redeemable Non-Convertible Debentures of Rs. 10 lacs each aggregating to Rs. 375 Crores .
- 4 The nature of business carried by the Company is seasonal. The profit/loss does not accrue evenly over the year, therefore the results of the quarter may not be representative of profit/loss for the year.
- 5 The Sales are net of sales returns and expected sales returns. The expected sales returns are based on the best judgment/ estimates made by the management after considering the seasonality of business and the past trend of sales returns.
- 6 The Company is primarily engaged in Hybrid Seeds. As such there is no separate reportable segment as defined by Accounting Standard 17 notified pursuant to the Companies (Accounting Standards) Rules, 2006.
- 7 During July 2011, the Company has issued and allotted 250 Floating Rate Guaranteed Foreign Currency Convertible Bonds of USD 2,00,000 each, aggregating to USD 50,000,000. The Bonds are listed at Singapore Exchange Limited.
- 8 The statement of Un-audited standalone financial results of the company and consolidated income statement for the quarter ended 30th September 2011 are available on the website of the Company [www.advantaindia.com](http://www.advantaindia.com).
- 9 The Company has not received any complaint from the investors during the quarter as informed by Sharepro Services (India) Private Limited, Registrar and Transfer Agent of the Company. There is no complaint pending unresolved at the quarter end.
- 10 Previous period's / year's figures have been regrouped/ rearranged wherever necessary.

Place : Hyderabad  
Date : 07.11.2011




For Advanta India Limited

V. R. Kaundinya  
CEO & Managing Director

**ADVANTA INDIA LIMITED**  
 Regd. Office: # 8-2-418, 4th Floor, Krishnama House, Road No.7, Banjara Hills, Hyderabad-500034  
 Unaudited Financial Results for the quarter ended 30th September, 2011

(Rs in Lacs)

Sr. No.	Particulars	CONSOLIDATED				
		3 Months ended 30/09/2011	Corresponding 3 months ended in the previous year 30/09/2010	Year to date figures for current period ended 30/09/2011	Year to date figures for previous year ended 30/09/2010	Previous accounting year ended 31/12/2010
		Unaudited	Unaudited	Unaudited	Unaudited	Audited
1	(a) Net Sales/Income from Operations (b) Other Operating Income	25,369.84 768.82	17,647.21 2,454.93	65,457.51 2,192.71	51,028.79 4,111.85	65,357.45 4,890.92
2	<b>Expenditure:</b> (a) (Increase) /Decrease in Stock in Trade and work in progress (b) Consumption of Raw Materials (c) Employees Cost (d) Depreciation/Amortization (e) Other Expenditure <b>Total Expenditure</b>	1,357.95 10,119.02 3,505.59 635.53 7,003.05 <b>22,621.14</b>	(618.37) 8,440.50 3,403.68 640.75 5,111.45 <b>16,978.01</b>	2,014.30 28,549.95 9,737.94 1,883.04 15,632.70 <b>57,817.93</b>	(3,567.66) 27,163.30 8,628.24 1,775.64 13,412.56 <b>47,412.08</b>	205.51 31,237.11 12,597.24 2,365.76 19,072.55 <b>65,478.17</b>
3	<b>Profit from Operations before Other Income, Interest &amp; Exceptional Items(1-2)</b>	<b>3,517.52</b>	<b>3,124.13</b>	<b>9,832.29</b>	<b>7,728.56</b>	<b>4,770.20</b>
4	Other Income	34.74	274.14	108.42	452.90	403.70
5	<b>Profit before Interest &amp; Exceptional Items (3+4)</b>	<b>3,552.26</b>	<b>3,398.27</b>	<b>9,940.71</b>	<b>8,181.46</b>	<b>5,173.90</b>
6	Interest & Financial Charges	<b>1,898.29</b>	<b>1,536.49</b>	<b>5,713.93</b>	<b>5,185.94</b>	<b>6,828.24</b>
	a) Interest & Financial Charges	1,396.51	1,565.28	5,318.18	4,662.96	6,292.78
	b) Unrealized Forex Losses on Loans Reinstatement	501.78	(28.79)	395.75	522.98	535.46
7	<b>Profit after Interest but before Exceptional Items (5-6)</b>	<b>1,653.97</b>	<b>1,861.78</b>	<b>4,226.78</b>	<b>2,995.52</b>	<b>(1,654.34)</b>
8	Exceptional Items {Expenses (+) / Income (-)}	234.33	785.28	234.33	1,281.05	1,362.50
9	<b>Profit (+)/ Loss (-) from Ordinary Activities before Tax (7+8)</b>	<b>1,419.64</b>	<b>1,076.50</b>	<b>3,992.45</b>	<b>1,714.47</b>	<b>(3,016.84)</b>
10	Tax Expenses(+)/ Income(-)	151.41	155.23	1,338.75	442.00	(194.02)
11	<b>Net Profit(+)/Loss (-) from Ordinary Activities after Tax (9-10)</b>	<b>1,268.23</b>	<b>921.27</b>	<b>2,653.70</b>	<b>1,272.47</b>	<b>(2,822.82)</b>
12	Prior Period Adjustments {Expenses (+) / Income (-)}	-	-	-	193.07	144.88
13	Extraordinary Item {Expenses (+) / Income (-)}	-	-	-	-	-
14	Less: Minority Interest	-	(78.30)	-	(219.71)	(222.41)
15	<b>Net Profit (+)/ Loss (-) for the Period (11-12-13-14)</b>	<b>1,268.23</b>	<b>999.57</b>	<b>2,653.70</b>	<b>1,299.11</b>	<b>(2,745.29)</b>
16	Paid-up Equity Share Capital (Face Value of Rs 10 per share)	1,685.42	1,684.84	1,685.42	1,684.84	1,685.20
17	Reserves Excluding Revaluation Reserves as per balance sheet of previous accounting year	-	-	-	-	48,013.00
18	<b>Earnings Per Share (EPS) (in Rs.)</b> Before&after Extraordinary items for the period					
a	Basic EPS	7.52	5.93	15.75	7.71	(16.30)
b	Diluted EPS	6.14	5.88	14.77	7.64	(16.15)
19	<b>Public shareholding</b>					
	- Number of shares	6,401,355	6,396,535	6,401,355	6,396,535	6,400,132
	- Percentage of shareholding	37.98	37.97	37.98	37.97	37.98
20	<b>Promoters and Promoter Group Shareholding</b>					
a	<b>Pledged / Encumbered</b>					
	- Number of shares	8,400,000	5,978,000	8,400,000	5,978,000	5,978,000
	- Percentage of shares (as a % of the total shareholding of promoter and promoter group)	80.36	57.20	80.36	57.20	57.20
	- Percentage of shares (as a % of the total share capital of the company)	49.84	35.48	49.84	35.48	35.47
b	<b>Non - encumbered</b>					
	- Number of shares	2,052,857	4,473,857	2,052,857	4,473,857	4,473,857
	- Percentage of shares (as a % of the total shareholding of the Promoter and Promoter group)	19.64	42.80	19.64	42.80	42.80
	- Percentage of shares (as a % of the total share capital of the company)	12.18	26.55	12.18	26.55	26.55



**Notes:**

- 1 The above results for the quarter ended 30th September 2011 were reviewed by the Audit Committee and thereafter taken on record by the Board of Directors in their respective meetings held on 7th November 2011.
- 2 The Company has been investing substantially in Research activities. As per the accounting policy, consistently followed, such expenditure is charged to Profit and loss account as incurred.
- 3 The Consolidated financial results as given above, have been prepared by applying Accounting Standard 21-"Consolidation of Accounts".
- 4 The nature of the business carried by the company is seasonal. The profit/loss does not accrue evenly over the year, therefore the results of the quarter may not be representative of profit/loss for the year.
- 5 The Sales are net of sales returns and expected sales returns. The expected sales returns are based on the best judgment / estimates made by the management after considering the seasonality of business and the past trend of sales returns.
- 6 The Company is primarily engaged in the business of Hybrid Seeds. As such there is no separate reportable segment as defined by Accounting Standard 17 notified pursuant to the Companies (Accounting Standards) Rules , 2006.
- 7 The Company has not received any complaint from the investors during the quarter as informed by Sharepro Services (India) Private Limited, Registrar and Transfer Agent of the Company. There is no complaint pending unresolved at the end of the quarter.
- 8 Previous period's / year's figures have been regrouped/ rearranged wherever necessary.

Place : Hyderabad  
Date : 07.11.2011



**For Advanta India Limited**

  
**V. R. Kaundinya**  
**CEO & Managing Director**