




CREATING ENDURING VALUE

LANCOR HOLDINGS LIMITED

UNAUDITED FINANCIAL RESULTS FOR THE QUARTER ENDED JUNE 30, 2011

		(Rupees in Lacs)		
S.No.	PARTICULARS	Three Months ended 30/06/2011	Corresponding Three Months ended 30/06/2010	Year ended 31/03/2011
		Un Audited	Un Audited	Audited
		(1)	(2)	(3)
1	A. INCOME FROM OPERATIONS			
a	Rental Income	315.54	249.71	1,009.23
b	Income from property development	1,871.86	2,219.37	9,944.38
c	Share of Profit from Partnership Firm	213.41	165.32	1,486.20
d	Interest Income	68.33	-	1.93
	Total	2,469.14	2,634.40	12,441.74
2	EXPENDITURE			
a)	(Increase) / Decrease in Stock in trade and Work in Progress	-	-	-
b)	Consumption of raw materials	-	-	-
c)	Project Development Expenses	1,380.74	1,602.23	7,443.34
d)	Employees Cost	77.34	53.74	276.10
e)	Depreciation	57.93	61.25	249.82
f)	Other expenditure	67.32	82.45	307.94
g)	Total	1,589.33	1,859.66	8,277.20
3	Profit from Operations before Other Income, Interest & Exceptional Items (1-2)	879.81	774.73	4,164.54
4	Other Income	41.59	0.07	148.26
5	Profit before Interest & Exceptional Items (3+4)	921.40	774.80	4,312.80
6	Interest	153.68	109.49	553.29
7	Profit after Interest but before Exceptional Items (5-6)	767.72	665.30	3,759.51
8	Exceptional Items	-	-	-
9	Profit / (Loss) from Ordinary Activities before Tax (7+8)	767.72	665.30	3,759.51
10	Tax Expense			
a)	Current Tax	159.77	175.07	721.41
b)	Deferred Tax	4.22	7.00	3.99
c)	Short / Excess Provision for Tax	-	-	-
11	Net Profit / (Loss) from Ordinary Activities after Tax (9-10)	603.73	483.23	3,034.11
12	Extraordinary Item (net of tax expense Rs Nil)	-	-	-
13	Net Profit / (Loss) for the period (11-12)	603.73	483.23	3,034.11

R. V. Shekar

 R.V. SHEKAR
 Managing Director

LANCOR HOLDINGS LIMITED

VTN Square, 2nd Floor,
 No. 58, G.N. Chetty Road, T.Nagar, Chennai - 600 017
 Telefax : (91) 44 28345880-84 Email: lancor@ctb.net Website: www.lancor.in




CREATING ENDURING VALUE

S.No.	PARTICULARS	Three Months ended 30/06/2011	Corresponding Three Months ended 30/06/2010	Year ended 31/03/2011
		Un Audited (1)	Un Audited (2)	Audited (3)
a	Amt transferred to Reserves	-	-	303.41
b	Interim/Final Dividend	-	-	405.00
c	Dividend Distribution Tax	-	-	67.27
e	Amount carried to Balance Sheet	603.73	483.23	2,258.43
14	Paid up Equity Share Capital (Face Value of the Share is Rs. 2) (PY - Rs. 2)	405.00	405.00	405.00
15	Reserves excluding Revaluation Reserves as per balance sheet of previous accounting year	7,840.19	5,278.35	5,278.35
16	Earnings Per Share			
a	Basic and Diluted EPS before Extraordinary items	2.98	2.39	14.98
b	Basic and Diluted EPS after Extraordinary items	2.98	2.39	14.98
17	Public Shareholding			
	- No. of shares	7,679,168	7,679,168	7,679,168
	- Percentage of shareholding	37.92%	37.92%	37.92%
18	Promoters and Promoter Group Shareholding			
	Pledged / Encumbered			
	- No. of shares	-	-	-
	- Percentage of shares (as a % of the total share holding of promoter & promoter group)	-	-	-
	- Percentage of shares (as a % of the total share capital of the Company)	-	-	-
	Non-encumbered			
	- No. of shares	12,570,832	12,570,832	12,570,832
	- Percentage of shares (as a % of the total share holding of promoter & promoter group)	100.00%	100.00%	100.00%
	- Percentage of shares (as a % of the total share capital of the Company)	62.08%	62.08%	62.08%

- Notes :**
1. The above unaudited results of the Company were reviewed by Audit Committee and approved by the Board of Directors at its meeting held on July 29, 2011.
 2. The figures of previous period have been regrouped / rearranged where ever necessary.
 3. Status of Investor's grievances - Opening balance - NIL, New - NIL, Disposal - NIL, Closing Balance - NIL.

Place: Chennai
Date: 29th July, 2011

LANCOR HOLDINGS LIMITED


R.V. SANKAR
Member of the Board

LANCOR HOLDINGS LIMITED

VIN Square, 2nd Floor,
No. 58, G. N. Chetty Road, T. Nagar, Chennai - 600 017.
Teletax: +91 44 28345880-84 Email: lancor@eth.net Website: www.lancor.in



UNAUDITED & UNREVIEWED CONSOLIDATED FINANCIAL RESULTS OF LANCOR HOLDINGS LIMITED AND ITS SUBSIDIARIES
FOR THE QUARTER ENDED 30TH JUNE, 2011

S.No.	PARTICULARS	(Rupees in Lacs)		
		Three Months ended 30/06/2011	Corresponding Three Months ended 30/06/2010	Year ended 31/03/2011
		Un Audited / Un Reviewed	Un Audited / Un Reviewed	Audited
	(1)	(2)	(3)	
1	A. INCOME FROM OPERATIONS			
a)	Rental Income	315.54	240.71	1,009.23
b)	Income from property development	2,640.28	3,063.84	16,054.94
c)	Maintenance Income	113.43	97.88	485.92
d)	Project Management Fee	-	6.70	5.22
e)	Brokerage Income	16.19	13.24	53.50
f)	Interest Income	61.70	-	3.61
	Total	3,147.23	3,431.48	19,532.41
2	EXPENDITURE			
a)	Increase/Decrease in Stock in trade and Work in Progress	-	-	-
b)	Consumption of raw materials	-	-	-
c)	Project Development Expts	1,916.13	2,298.57	13,167.90
d)	Employees Cost	146.66	93.72	472.37
e)	Maintenance Expenditure	74.92	55.09	274.75
f)	Depreciation	63.88	-	260.27
g)	Other expenditure	79.48	07.04	341.67
h)	Total	2,280.06	2,607.76	14,516.97
3	Profit from Operations before Other Income, Interest & Exceptional Items (1-2)	867.17	823.72	5,015.44
4	Other Income	-	15.65	167.02
5	Profit before interest & Exceptional Items (3+4)	867.17	839.37	5,202.47
6	Interest	153.75	109.58	553.71
7	Profit after interest but before Exceptional Items (5-6)	713.42	729.81	4,648.76
8	Exceptional Items	-	-	-
9	Profit / (Loss) from Ordinary Activities before Tax (7+8)	713.42	729.81	4,648.76
10	Tax Expense			
a)	Current Tax	170.70	196.62	814.31
b)	Deferred Tax	4.41	13.29	9.50
c)	Short / Excess of Provision for tax	9.36	-	599.78
11	Net Profit / (Loss) from Ordinary Activities after Tax (9-10)	537.96	519.90	3,225.16
12	Extraordinary Item (net of tax expense Rs. Nil)	-	-	-
13	Net Profit / (Loss) for the period (11-12)	537.96	519.90	3,225.16



S.No	PARTICULARS	(Rupees in Lacs)		
		Three Months ended 30/06/2011	Corresponding Three Months ended 30/06/2010	Year ended 31/03/2011
		Un Audited / Un Reviewed	Un Audited / Un Reviewed	Audited
	(1)	(2)	(3)	
a)	Minority Interest	-	-	0.56
b)	Am't transferred to Reserves	-	-	303.40
c)	Interim Final Dividend	-	-	405.00
d)	Dividend Distribution Tax	-	-	67.27
e)	Amount carried to Balance Sheet	537.96	519.90	2,448.94
14	Paid up Equity Share Capital (Face Value of the Shares Rs. 2) (FY: Rs. 2)	405.00	405.00	405.00
15	Reserves including Revaluation Reserves as per balance sheet of previous accounting year	8,862.57	5,900.23	5,900.23
16	Earnings Per Share			
a)	Basic and Diluted EPS before Extraordinary Items	2.86	2.57	19.92
b)	Basic and Diluted EPS after Extraordinary Items	2.86	2.57	15.02
17	Public Shareholding			
	No. of shares	7,679,168	7,679,168	7,679,168
	Percentage of shareholding	37.92%	37.02%	37.02%
18	Promoters and Promoter Group Shareholding			
	Pledged / Encumbered			
	No. of shares	-	-	-
	Percentage of shares (as a % of the total share holding of promoter & promoter group)	-	-	-
	Percentage of shares (as a % of the total share capital of the Company)	-	-	-
	Non-encumbered			
	No. of shares	12,570,832	12,570,832	12,570,832
	Percentage of shares (as a % of the total share holding of promoter & promoter group)	100.00%	100.00%	100.00%
	Percentage of shares (as a % of the total share capital of the Company)	62.08%	62.08%	62.08%

NOTES

1. The Un-Audited / Unreviewed Consolidated Financial Results include results of our Subsidiary Companies, namely LANCOR MAINTENANCE & SERVICES LIMITED, LANCOR REALTY LIMITED, LANCOR PROJECTS LIMITED, LANCOR CLUB/ANCHERY DEVELOPMENTS LIMITED, LANCOR EGATTOOR DEVELOPMENTS LIMITED, LANCOR SHIPPERAJAMUDUR DEVELOPMENTS LIMITED & Partnership Firm CENTRAL PARK WEST VENTURE

2. The Unaudited / Unreviewed Consolidated Financial Results for the quarter ended 30th June, 2011, have been prepared in line with requirements of AS-21 - "Consolidated Financial Statements" & AS-27 - "Financial Reporting of Interests in Joint Ventures"

FOR AND ON BEHALF OF THE COMPANY


R.V. SHEKAR
Managing Director

LANCOR HOLDINGS LIMITED

VTN Square, 2nd Floor,
No. 5, C-1, N. & Betty Road, T. Nagar, Chennai - 600 017
Tel: 491-41-2543/859-89 Email: lancor@eth.net Website: www.lancor.in

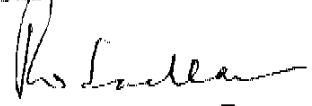


CREATING ENDURING VALUE

Consolidated Segment Wise Revenue, Results and Capital employed under Clause 41 of the Listing Agreement

S.No.	PARTICULARS	(Rupees in Lacs)		
		Three Months ended	Corresponding Three Months ended	Year ended
		30/06/2011	30/06/2010	31/03/2011
		Un Audited / Un Reviewed	Un Audited / Un Reviewed	Audited
	(1)	(2)	(3)	
1	Segment Revenue			
	(a) Property Rentals	315.54	249.71	1,009.23
	(b) Property Development	2,640.28	3,063.84	18,054.94
	(c) Investment Activity	180.90	118.62	484.63
	Total	3,136.72	3,432.17	19,528.80
	Loss inter Segment revenue			
	Net revenue	3,136.72	3,432.17	19,528.80
2	Segment Results (Profit)(+)/Loss()			
	(a) Property Rentals	259.79	499.63	754.56
	(b) Property Development	724.15	771.54	4,887.04
	(c) Investment Activity	105.98	57.26	342.40
	Total Profit	1,089.92	1,328.44	5,984.00
	Less: Interest	153.75	109.56	553.71
	Less: Other unallocable expenditure net of unallocable Income	222.76	489.06	786.06
	Total Profit / (Loss)	713.42	729.82	4,644.23
	Tax Provisions (including deferred tax and Employee Benefit Tax)	175.47	209.92	1,423.59
	Profit / (Loss) after Tax	537.95	519.90	3,220.63
	Less: Minority Interest			0.56
	Profit / (Loss) after Tax excluding Minority Interest	537.95	519.90	3,220.08
3	Capital Employed (Segment assets - Segment liabilities)			
	(a) Property Rentals	(520.88)	4,579.34	3,613.02
	(b) Property Development	4,835.89	(1,336.18)	4,848.34
	(c) Investment Activity	2,868.98	3,588.87	5,120.29
	(e) Unallocable assets	2,502.24	(683.45)	(4,470.91)
	TOTALS	9,686.23	6,166.58	9,110.74

For LANCOR HOLDINGS LIMITED


R.V. SHEKAR
Managing Director

LANCOR HOLDINGS LIMITED

VIN Square, 2nd Floor,
No. 58, G.N. Chetty Road, T.Nagar, Chennai - 600 017
Telefax : +91 44 28345880-84 Email: lancor@eth.net Website : www.lancor.in