




Sl.No. Particulars	Rs. in Lacs				
	Three Months ended 30.6.2011	Three Months ended 30.6.2010	Unaudited Six Months ended 30.6.2011	Unaudited Six Months ended 30.6.2010	Audited For the Year ended 31.12.2010
<b>Gross Sales</b>	28,570	27,692	59,669	57,764	98,537
Less: Excise Duty	3,694	3,525	7,613	6,813	11,983
<b>1(a) Net Sales/Income from Operations</b>	<b>24,876</b>	<b>24,167</b>	<b>52,056</b>	<b>50,951</b>	<b>86,554</b>
<b>1(b) Other Operating Income</b>	397	679	1,056	1,366	2,900
<b>Total Income - 1(a)+1(b)</b>	<b>25,273</b>	<b>24,846</b>	<b>53,112</b>	<b>52,317</b>	<b>89,454</b>
<b>2 Expenditure</b>					
a. (Increase)/Decrease in stock in trade and work in progress	(329)	142	(1,379)	(865)	102
b. Consumption of Raw Materials	5,754	6,016	12,399	12,191	21,038
c. Employees Cost	1,906	1,594	3,724	3,133	6,467
d. Depreciation/amortization	760	715	1,515	1,423	2,885
e. Power & Fuel	6,709	4,868	13,177	10,243	19,462
f. Freight & Forwarding Charges	3,346	3,017	7,153	6,341	11,542
g. Other Expenses	5,177	4,561	10,596	9,894	18,050
<b>Total</b>	<b>23,323</b>	<b>20,913</b>	<b>47,185</b>	<b>42,360</b>	<b>79,546</b>
<b>3 Profit from Operations before Other Income, Interest and Exceptional Items (1-2)</b>	<b>1,950</b>	<b>3,933</b>	<b>5,927</b>	<b>9,957</b>	<b>9,908</b>
<b>4 Other Income</b>	-	-	-	108	108
<b>5 Profit before Interest and Exceptional Items (3+4)</b>	<b>1,950</b>	<b>3,933</b>	<b>5,927</b>	<b>10,065</b>	<b>10,016</b>
<b>6 Interest and Financial charges</b>	88	82	173	174	421
<b>7 Profit after Interest but before Exceptional Items (5-6)</b>	<b>1,862</b>	<b>3,851</b>	<b>5,754</b>	<b>9,891</b>	<b>9,595</b>
<b>8 Exceptional Items</b>	-	-	-	-	-
<b>9 Profit from Ordinary Activities before tax (7+8)</b>	<b>1,862</b>	<b>3,851</b>	<b>5,754</b>	<b>9,891</b>	<b>9,595</b>
<b>10 Tax Expenses</b>	546	1,278	1,839	3,295	3,265
<b>11 Net Profit from Ordinary Activities after tax (9-10)</b>	<b>1,316</b>	<b>2,573</b>	<b>3,915</b>	<b>6,596</b>	<b>6,330</b>
<b>12 Extraordinary Items (net of tax expenses)</b>	-	-	-	-	-
<b>13 Net Profit for the period (11-12)</b>	<b>1,316</b>	<b>2,573</b>	<b>3,915</b>	<b>6,596</b>	<b>6,330</b>
<b>14 Paid up Equity Share Capital (Face Value is Rs. 10 per share)</b>	22,662	22,662	22,662	22,662	22,662
<b>15 Reserves excluding Revaluation Reserve</b>	-	-	-	-	53,939
<b>16 Earning Per Share (EPS) - in Rs.</b>					
a. Basic and diluted EPS before Extraordinary items for the quarter (not annualised) and for the previous accounting year.	0.58	1.13	1.73	2.89	2.77
b. Basic and diluted EPS after Extraordinary items for the quarter (not annualised) and for the previous accounting year.	0.58	1.13	1.73	2.89	2.77
<b>17 Public Shareholding</b>					
a. Number of Shares	71,272,920	71,272,920	71,272,920	71,272,920	71,272,920
b. Percentage of shareholding	31.45%	31.45%	31.45%	31.45%	31.45%
<b>18 Promoters and promoter group Shareholding</b>					
a) Pledged/Encumbered	-	-	-	-	-
- Number of shares	-	-	-	-	-
- Percentage of shares (as a % of the total shareholding of promoter and promoter group)	-	-	-	-	-
b) Non-encumbered	-	-	-	-	-
- Percentage of shares (as a % of the total share capital of the company)	-	-	-	-	-
- Number of Shares	155,340,196	155,340,196	155,340,196	155,340,196	155,340,196
- Percentage of shares (as a % of the total shareholding of promoter and promoter group)	100.00%	100.00%	100.00%	100.00%	100.00%
- Percentage of shares (as a % of the total share capital of the Company)	68.55%	68.55%	68.55%	68.55%	68.55%

Contd..2



--2--

<b>mycem</b> for better building		
<b>Statement of Assets &amp; Liabilities as at June 30, 2011</b>		
Rs. in Lacs		
<b>Particulars</b>	<b>Unaudited as at 30.6.2011</b>	<b>Unaudited as at 30.6.2010</b>
<b>SHAREHOLDERS' FUNDS:</b>		
(a) Capital	22,662	22,662
(b) Reserve & Surplus	58,742	56,016
<b>LOAN FUNDS</b>	27,067	-
<b>DEFERRED TAX LIABILITY</b>	3,854	2,492
<b>TOTAL</b>	<b>112,325</b>	<b>81,170</b>
<b>FIXED ASSETS</b>	108,448	49,180
<b>INVESTMENTS</b>	-	-
<b>CURRENT ASSETS, LOANS AND ADVANCES</b>		
(a) Inventories	9,603	7,967
(b) Sundry Debtors	2,657	2,265
(c) Cash & Bank Balances	19,886	42,179
(d) Other Current Assets	68	365
(e) Loans & Advances	17,508	12,111
<b>Less: Current Liabilities and provisions</b>		
(a) Liabilities	34,870	22,307
(b) Provisions	10,975	10,590
<b>NET CURRENT ASSETS</b>	<b>3,877</b>	<b>31,990</b>
<b>MISCELLANEOUS EXPENDITURE (NOT WRITTEN OFF OR ADJUSTED)</b>	-	-
<b>TOTAL</b>	<b>112,325</b>	<b>81,170</b>
<b>Notes :</b>		
<p>1 "Reserves excluding Revaluation Reserves" include Security Premium Reserves and Special Purpose Reserves.</p> <p>2 The Company operates only in one segment i.e. Cement.</p> <p>3 Reserves &amp; Surplus includes Hedge Fluctuation Reserve which has been created during the quarter ended June 30, 2011 as the Company has adopted hedge accounting as per AS 30- Financial Instruments : Recognition and Measurement, in respect of currency swap on External Commercial Borrowings.</p> <p>4 No investor complaint was pending at the beginning of the quarter. Further, no investor complaint was received during quarter ended June 30, 2011.</p> <p>5 Figures of the previous year / periods have been reclassified / regrouped, wherever necessary.</p> <p>6 The auditor has carried out "Limited Review" of the above unaudited results for the quarter ended June 30, 2011.</p> <p>7 The above financial results have been reviewed by the Audit Committee and approved by the Board of Directors at its meeting held on July 25, 2011.</p>		
For and on behalf of the Board,		
		
 (Ashish Guha) CEO & Managing Director		
Place: Gurgaon		
Date: July 25, 2011		