



RENAISSANCE JEWELLERY LTD.

Ref. No.: RJL/S&L/2012/14

January 30, 2012

Bombay Stock Exchange Limited
Listing Department
Phiroze Jeejeebhoy Towers
Dalal Street, Fort,
Mumbai – 400 001

This is to advise that at the Board Meeting held today, the Board has adopted the Unaudited Financial Results for the third quarter ended December 31, 2011, after review of the same by the Audit Committee. The copy of the same is enclosed herewith for your records.

We are also enclosing herewith the Limited Review Report issued by the Statutory Auditors of the Company in respect of an Unaudited (Standalone) Financial Results for the quarter ended December 31, 2011.

You are requested to take the same on record.

Thanking you,

Yours faithfully,
For Renaissance Jewellery Ltd.



G. M. Walavalkar
G. M. – Legal & Company Secretary

Encl.: As Above



RENAISSANCE JEWELLERY LIMITED

REGD OFFICE : PLOT NOS. 36A & 37, SEEPZ-SEZ, ANDHERI (EAST), MUMBAI - 400 096.

UNAUDITED (STANDALONE) FINANCIAL RESULTS FOR THE QUARTER ENDED DEC 31, 2011

(Rs In Lacs)

Sr No.	Particulars	Quarter Ended (Unaudited)			Nine Months Ended (Unaudited)		Year Ended (Audited)
		Dec 31, 2011	Sept 30, 2011	Dec 31, 2010	Dec 31, 2011	Dec 31, 2010	Mar 31, 2011
1	Income						
	a) Net Sales/Income from Operations	24,884.25	22,643.08	24,818.93	59,136.90	44,629.77	60,514.56
	b) Other Operating Income	0.40	0.04	0.24	1.07	6.17	15.31
	Total Income (a+b)	24,884.65	22,643.12	24,819.17	59,137.97	44,635.94	60,529.87
2	Expenditure						
	a) (Increase)/Decrease in Stock in Trade (Refer Note 3)	10,217.04	(22,957.22)	-	(12,806.74)	-	(4.18)
	b) Consumption of Raw Materials (Refer Note 3)	6,321.40	37,474.66	20,032.01	51,808.45	33,999.50	46,330.89
	c) Purchase of Traded Goods	944.25	1,348.18	5.11	3,420.37	27.31	27.31
	d) Employees Cost	1,519.40	1,765.10	1,838.99	4,750.59	4,961.42	6,133.26
	e) Foreign Exchange (Gain) / Loss	1,568.28	2,290.94	(133.77)	3,814.74	(477.77)	(536.01)
	f) Other Expenditure	1,089.96	1,092.93	1,329.11	2,864.11	2,815.25	3,732.78
	g) Depreciation	165.04	144.51	126.32	431.92	335.05	501.94
	Total Expenditure (a+g)	21,825.37	21,159.08	23,197.77	54,283.44	41,660.76	56,185.99
3	Profit from Operations before Other Income, Interest & Exceptional Items (1-2)	3,059.28	1,484.04	1,621.40	4,854.53	2,975.18	4,343.88
4	Other Income	10.32	9.69	28.37	69.58	69.89	115.21
5	Profit before Interest & Exceptional Items (3+4)	3,069.60	1,493.73	1,649.77	4,924.11	3,045.07	4,459.09
6	Finance Cost	452.51	267.34	296.81	965.88	706.06	1,010.62
7	Profit after Interest but before Exceptional Items (5-6)	2,617.09	1,226.39	1,352.96	3,958.23	2,339.01	3,448.47
8	Exceptional Items	-	-	-	-	-	-
9	Profit / (Loss) from Ordinary Activities before Tax (7-8)	2,617.09	1,226.39	1,352.96	3,958.23	2,339.01	3,448.47
10	Tax expense	718.76	162.69	9.77	863.14	150.39	148.12
11	Net Profit / (Loss) from Ordinary Activities After Tax (9-10)	1,898.33	1,063.70	1,343.19	3,095.09	2,188.62	3,300.35
12	Extraordinary Items (net of tax Expense)	-	-	-	-	-	-
13	Net Profit / (Loss) for the Period (11-12)	1,898.33	1,063.70	1,343.19	3,095.09	2,188.62	3,300.35
14	Paid-up Equity Share Capital (Face Value of Rs.10/- each)	1,907.94	1,907.94	1,907.94	1,907.94	1,907.94	1,907.94
15	Reserves excluding Revaluation Reserves	-	-	-	-	-	24,037.38
16	Earning Per Share EPS (Rs.) [Basic and Diluted EPS before and after Extraordinary items for the period, for the year to date and for the previous year (not to be annualised)]						
	Basic EPS of Rs 10/- each (Rs)	9.95	5.58	7.04	16.22	11.47	17.30
	Diluted EPS of Rs 10/- each (Rs)	9.78	5.48	7.04	15.95	11.47	15.66
17	Public Shareholding						
	Number of Shares	5,114,156	5,114,156	5,114,156	5,114,156	5,114,156	5,114,156
	Percentage of Shareholding	26.80	26.80	26.80	26.80	26.80	26.80
18	Promoters and Promoter Group Shareholding						
	a) Pledged / Encumbered						
	Number of shares	-	-	-	-	-	-
	Percentage of shares (as a % of the total shareholding of the promoter and promoter group)	-	-	-	-	-	-
	Percentage of shares (as a % of the total share capital of the company)	-	-	-	-	-	-
	b) Non - encumbered						
	Number of shares	13,965,284	13,965,284	13,965,284	13,965,284	13,965,284	13,965,284
	Percentage of shares (as a % of the total shareholding of the promoter and promoter group)	100.00	100.00	100.00	100.00	100.00	100.00
	Percentage of shares (as a % of the total share capital of the company)	73.20	73.20	73.20	73.20	73.20	73.20



RENAISSANCE JEWELLERY LIMITED

REGD OFFICE : PLOT NOS. 36A & 37, SEEPZ-SEZ, ANDHERI (EAST), MUMBAI - 400 096.

STANDALONE SEGMENT WISE REVENUE, RESULTS AND CAPITAL EMPLOYED FOR THE QUARTER ENDED DEC 31, 2011

(Rs In Lacs)

Sr No.	Particulars	Quarter Ended (Unaudited)			Nine Months Ended (Unaudited)		Year Ended (Audited)
		Dec 31, 2011	Sept 30, 2011	Dec 31, 2010	Dec 31, 2011	Dec 31, 2010	Mar 31, 2011
1	Segment Revenue						
	Jewellery	23,930.25	21,079.62	24,818.93	55,456.60	44,629.77	60,514.56
	Diamonds	2,870.41	8,142.56	5,061.44	17,679.13	16,695.58	18,766.77
	Unallocated	-	-	-	-	-	-
	Total	26,800.66	29,222.18	29,880.37	73,135.73	61,325.35	79,281.33
	Less : Inter Segment Revenue	1,916.41	6,579.10	5,061.44	13,998.83	16,695.58	18,766.77
	Net Sales / Income from Operations	24,884.25	22,643.08	24,818.93	59,136.90	44,629.77	60,514.56
2	Segment Result						
	(Profit before Tax and Interest from each segment)						
	Jewellery	3,027.63	1,406.31	1,649.77	4,739.49	3,045.07	4,459.09
	Diamonds	9.94	105.26	-	142.56	-	-
	Unallocated	-	-	-	-	-	-
	Total	3,037.57	1,511.57	1,649.77	4,882.05	3,045.07	4,459.09
	Less : Interest	452.51	267.35	296.81	965.88	706.06	1,010.62
	Unallocated (Income) / Expenditure (net)	(32.03)	17.83	-	(42.06)	-	-
	Total Profit before Tax	2,617.09	1,226.39	1,352.96	3,958.23	2,339.01	3,448.47
3	Capital Employed						
	(Segment Assets - Segment Liabilities)						
	Jewellery	32,018.87	34,190.99	32,169.10	32,018.87	32,169.10	27,525.54
	Diamonds	6,488.70	7,165.41	7,182.11	6,488.70	7,182.11	7,058.08
	Unallocated	(9,087.16)	(13,821.29)	(14,072.65)	(9,087.16)	(14,072.65)	(8,448.30)
	Total	29,420.41	27,535.11	25,278.56	29,420.41	25,278.56	26,135.32


NOTES :

- The above unaudited Financial Results were reviewed by the Audit Committee and approved by the Board of Directors at their respective meetings held on January 30, 2012. The Statutory Auditors have carried out a Limited Review of the above results.
- Status of Investors Complaints (Nos): Opening Balance as on Oct 01, 2011 (Nil); Received during the quarter (2); Disposed of during the quarter (2); Closing Balance as on Dec 31, 2011 (Nil).
- In quarters prior to July 01, 2011 / previous years, on account of short period of processing and/or manufacturing, difficulty in identifying the stages of process, and the insignificant impact on valuation, work in process was classified as raw materials for the purpose of classification and valuation. With effect from July 01, 2011, on account of increased volumes and refinement in the method of identification of the stages of process, management has identified work in progress and has also allocated variable and fixed overheads of Rs 1,105 lacs based on the stages of completion. Consequently, the closing inventory of work in progress was higher by Rs 1,105 lacs with equivalent impact on the profit for that quarter and six months period ended September 30, 2011. During the current quarter, in line with the above change based on the current level of inventory, overheads of Rs 500 lacs have been allocated on closing inventory of work in progress and accordingly, profit for the nine months period ended December 31, 2011 is higher by Rs 500 lacs and profit for quarter is lower by Rs 605 lacs.

Further on account of such change, management has also reclassified inventory of raw material of Rs.21,696 lacs to work in progress as at period end September 30, 2011 and Rs 12,104 lacs as at end of the current quarter with corresponding impact in consumption of raw material of the quarter/period.
- Previous period figures have been re-grouped / re-arranged wherever considered necessary.

For RENAISSANCE JEWELLERY LIMITED

Place : Mumbai
Dated : Jan 30, 2012


NIRANJANA A. SHAH
EXECUTIVE CHAIRMAN




RENAISSANCE JEWELLERY LIMITED

REGD OFFICE : PLOT NOS. 36A & 37, SEEPZ-SEZ, ANDHERI (EAST), MUMBAI - 400 096.

UNAUDITED (CONSOLIDATED) FINANCIAL RESULTS FOR THE QUARTER ENDED DEC 31, 2011

(Rs In Lacs)

SR No.	Particulars	Quarter Ended (Unaudited)			Nine Months Ended (Unaudited)		Year Ended Audited
		Dec 31, 2011	Sept 30, 2011	Dec 31, 2010	Dec 31, 2011	Dec 31, 2010	Mar 31, 2011
1	Income						
	a) Net Sales/Income from Operations	34,449.20	27,174.92	35,130.27	80,199.74	61,260.24	86,217.55
	Less : VAT	299.31	457.43	-	1,038.08	-	-
	b) Other Operating Income	0.40	0.04	0.24	1.07	6.17	15.31
	Total Income (a+b)	34,150.29	26,717.53	35,130.51	79,162.73	61,266.41	86,232.86
2	Expenditure						
	a) (Increase)/Decrease in Stock in Trade (Refer Note 4)	10,217.04	(22,957.22)	-	(12,806.74)	-	(4.18)
	b) Consumption of Raw Materials (Refer Note 4)	5,874.76	36,790.21	19,713.32	49,832.02	33,096.52	44,795.62
	c) Purchase of Traded Goods	8,729.10	4,772.56	9,336.18	20,658.98	15,426.33	23,458.24
	d) Employees Cost	2,228.36	2,322.51	2,245.10	6,573.97	6,250.26	8,035.32
	e) Foreign Exchange (Gain) / Loss	1,241.49	1,982.65	(47.92)	3,190.65	(328.30)	(536.29)
	f) Other Expenditure	2,121.22	2,034.92	1,684.07	5,596.74	3,824.27	5,556.27
	g) Depreciation	236.99	213.02	149.05	637.65	404.44	626.01
	Total Expenditure (a+g)	30,648.96	25,158.65	33,079.80	73,683.27	58,673.52	81,930.99
3	Profit from Operations before Other Income, Interest & Exceptional Items (1-2)	3,501.33	1,558.88	2,050.71	5,479.46	2,592.89	4,301.87
4	Other Income	6.07	25.26	19.31	85.49	89.60	215.34
5	Profit before Interest & Exceptional Items (3+4)	3,507.40	1,584.14	2,070.02	5,564.95	2,682.49	4,517.21
6	Finance Cost	523.30	353.18	351.68	1,197.71	835.98	1,208.17
7	Profit after Interest but before Exceptional Items (5-6)	2,984.10	1,230.96	1,718.34	4,367.24	1,846.51	3,309.04
8	Exceptional Items	-	-	-	-	-	-
9	Profit / (Loss) from Ordinary Activities before Tax (7-8)	2,984.10	1,230.96	1,718.34	4,367.24	1,846.51	3,309.04
10	Tax expense	805.00	190.71	156.67	1,017.93	200.81	247.20
11	Net Profit / (Loss) from Ordinary Activities After Tax (9-10)	2,179.10	1,040.25	1,561.67	3,349.31	1,645.70	3,061.84
12	Extraordinary Items (net of tax Expense)	-	-	-	-	-	-
13	Net Profit / (Loss) for the Period (11-12)	2,179.10	1,040.25	1,561.67	3,349.31	1,645.70	3,061.84
14	Paid-up Equity Share Capital (Face Value of Rs.10/- each)	1,907.94	1,907.94	1,907.94	1,907.94	1,907.94	1,907.94
15	Reserves excluding Revaluation Reserves	-	-	-	-	-	24,275.70
16	Earning Per Share EPS (Rs.) [Basic and Diluted EPS before and after Extraordinary items for the period, for the year to date and for the previous year (not to be annualised)]						
	Basic EPS of Rs 10/- each (Rs)	11.42	5.45	8.19	17.55	8.63	16.05
	Diluted EPS of Rs 10/- each (Rs)	11.23	5.36	8.19	17.26	8.63	14.53
17	Public Shareholding						
	Number of Shares	5,114,156	5,114,156	5,114,156	5,114,156	5,114,156	5,114,156
	Percentage of Shareholding	26.80	26.80	26.80	26.80	26.80	26.80
18	Promoters and Promoter Group Shareholding						
	a) Pledged / Encumbered						
	Number of shares	-	-	-	-	-	-
	Percentage of shares (as a % of the total shareholding of the promoter and promoter group)	-	-	-	-	-	-
	Percentage of shares (as a % of the total share capital of the company)	-	-	-	-	-	-
	b) Non - encumbered						
	Number of shares	13,965,284	13,965,284	13,965,284	13,965,284	13,965,284	13,965,284
	Percentage of shares (as a % of the total shareholding of the promoter and promoter group)	100.00	100.00	100.00	100.00	100.00	100.00
	Percentage of shares (as a % of the total share capital of the company)	73.20	73.20	73.20	73.20	73.20	73.20





RENAISSANCE JEWELLERY LIMITED

REGD OFFICE : PLOT NOS. 36A & 37, SEEPZ-SEZ, ANDHERI (EAST), MUMBAI - 400 096.

CONSOLIDATED SEGMENT WISE REVENUE, RESULTS AND CAPITAL EMPLOYED FOR THE QUARTER ENDED DEC 31, 2011

(Rs In Lacs)

Sr No.	Particulars	Quarter Ended (Unaudited)			Nine Months Ended (Unaudited)		Year Ended Audited
		Dec 31, 2011	Sept 30, 2011	Dec 31, 2010	Dec 31, 2011	Dec 31, 2010	Mar 31, 2011
1	Segment Revenue						
	Jewellery	30,957.64	21,654.88	35,130.27	67,614.42	61,260.24	86,217.55
	Diamonds	2,870.41	8,142.56	5,061.44	17,679.13	16,695.58	18,766.77
	Home Retail	2,238.25	3,499.15	-	7,866.94	-	-
	Unallocated	-	-	-	-	-	-
	Total	36,066.30	33,296.59	40,191.71	93,160.49	77,955.82	104,984.32
	Less : Inter Segment Revenue	1,916.41	6,579.10	5,061.44	13,998.83	16,695.58	18,766.77
	Net Sales / Income from Operations	34,149.89	26,717.49	35,130.27	79,161.66	61,260.24	86,217.55
2	Segment Result (Profit before Tax and Interest from each segment)						
	Jewellery	3,478.50	1,395.63	2,070.02	5,172.51	2,682.49	4,517.21
	Diamonds	9.94	105.25	-	142.56	-	-
	Home Retail	(13.07)	101.09	-	207.82	-	-
	Unallocated	-	-	-	-	-	-
	Total	3,475.37	1,601.97	2,070.02	5,522.89	2,682.49	4,517.21
	Less : Interest	523.30	353.18	351.68	1,197.71	835.98	1,208.17
	Unallocated (Income) / Expenditure (net)	(32.03)	17.83	-	(42.06)	-	-
	Total Profit before Tax	2,984.10	1,230.96	1,718.34	4,367.24	1,846.51	3,309.04
3	Capital Employed (Segment Assets - Segment Liabilities)						
	Jewellery	45,006.79	47,547.22	43,074.52	45,006.79	43,074.52	43,478.42
	Diamonds	6,488.70	7,165.41	7,182.11	6,488.70	7,182.11	7,058.08
	Home Retail	2,999.51	3,039.00	-	2,999.51	-	-
	Unallocated	(25,458.79)	(30,914.20)	(24,963.98)	(25,458.79)	(24,963.98)	(24,162.86)
	Total	29,036.21	26,837.43	25,292.65	29,036.21	25,292.65	26,373.64

NOTES :

- The above unaudited Financial Results were reviewed by the Audit Committee and approved by the Board of Directors at their respective meetings held on January 30, 2012.
- The Company acquired N. Kumar Diamond Exports Ltd.(NKDEL) along with its wholly owned subsidiaries w.e.f. January 20, 2011. In view of the said acquisition, consolidated figures for the current quarter are not comparable with the corresponding quarter of the previous year.
- Status of Investors Complaints (Nos): Opening Balance as on Oct 01, 2011 (Nil); Received during the quarter (2); Disposed of during the quarter (2); Closing Balance as on Dec 31, 2011 (Nil).
- Renaissance Jewellery Ltd the Holding Company, In quarters prior to July 01, 2011 / previous years, on account of short period of processing and/or manufacturing, difficulty in identifying the stages of process, and the insignificant impact on valuation, work in process was classified as raw materials for the purpose of classification and valuation. With effect from July 01, 2011, on account of increased volumes and refinement in the method of identification of the stages of process, management has identified work in progress and has also allocated variable and fixed overheads of Rs 1,105 lacs based on the stages of completion. Consequently, the closing inventory of work in progress was higher by Rs 1,105 lacs with equivalent impact on the profit for that quarter and six months period ended September 30, 2011. During the current quarter, in line with the above change based on the current level of inventory, overheads of Rs 500 lacs have been allocated on closing inventory of work in progress and accordingly, profit for the nine months period ended December 31, 2011 is higher by Rs 500 lacs and profit for quarter is lower by Rs 605 lacs.

Further on account of such change, management has also reclassified inventory of raw material of Rs.21,696 lacs to work in progress as at period end September 30, 2011 and Rs 12,104 lacs as at end of the current quarter with corresponding impact in consumption of raw material of the quarter/period.
- The Company has opted to publish the consolidated financials results. As per Clause 41 of the Listing Agreement, the standalone results will be available on the Company's website www.renjewellery.com. For the quarter ended Dec 31, 2011, on a standalone basis, The Company has reported Net Sales of Rs. 24,884 lacs, Profit Before Tax of Rs. 2,617 lacs and Profit After Tax of Rs. 1,898 lacs
- Previous period figures have been re-grouped / re-arranged wherever considered necessary.

For RENAISSANCE JEWELLERY LIMITED

NIRANJAN A. SHAH
EXECUTIVE CHAIRMAN

Place : Mumbai
Dated : Jan 30, 2012

Limited Review Report

Review Report to
The Board of Directors
Renaissance Jewellery Limited

1. We have reviewed the accompanying statement of unaudited financial results of **Renaissance Jewellery Limited** ('the Company') for the quarter ended December 31, 2011 (the "Statement"), except for the disclosures regarding 'Public Shareholding' and 'Promoter and Promoter Group Shareholding' which have been traced from disclosures made by the management and have not been reviewed by us. This Statement is the responsibility of the Company's management and has been approved by the Board of Directors. Our responsibility is to issue a report on the Statement based on our review.
2. We conducted our review in accordance with the Standard on Review Engagements (SRE) 2410, Review of Interim Financial Information Performed by the Independent Auditor of the Entity issued by the Institute of Chartered Accountants of India. This standard requires that we plan and perform the review to obtain moderate assurance as to whether the Statement is free of material misstatement. A review is limited primarily to inquiries of company personnel and analytical procedures applied to financial data and thus provides less assurance than an audit. We have not performed an audit and accordingly, we do not express an audit opinion.
3. Based on our review conducted as above, nothing has come to our attention that causes us to believe that the accompanying Statement of unaudited financial results prepared in accordance with recognition and measurement principles laid down in Accounting Standard 25 "Interim Financial Reporting", notified pursuant to the Companies (Accounting Standards) Rules, 2006, (as amended) and other recognised accounting practices and policies has not disclosed the information required to be disclosed in terms of Clause 41 of the Listing Agreement including the manner in which it is to be disclosed, or that it contains any material misstatement.

S. R. Batliboi & Associates
For S.R. BATLIBOI & ASSOCIATES
Firm registration number: 101049W
Chartered Accountants

Vikram Mehta
per Vikram Mehta
Partner
Membership No.: 105938



Place: Mumbai
Date: January 30, 2012




RENAISSANCE JEWELLERY LIMITED

REGD OFFICE : PLOT NOS. 36A & 37, SEEPZ-SEZ, ANDHERI (EAST), MUMBAI - 400 096.

UNAUDITED (STANDALONE) FINANCIAL RESULTS FOR THE QUARTER ENDED DEC 31, 2011

(Rs In Lacs)

Sr No.	Particulars	Quarter Ended (Unaudited)			Nine Months Ended (Unaudited)		Year Ended (Audited)
		Dec 31, 2011	Sept 30, 2011	Dec 31, 2010	Dec 31, 2011	Dec 31, 2010	Mar 31, 2011
1	Income						
	a) Net Sales/Income from Operations	24,884.25	22,643.08	24,818.93	59,136.90	44,629.77	60,514.56
	b) Other Operating Income	0.40	0.04	0.24	1.07	6.17	15.31
	Total Income (a+b)	24,884.65	22,643.12	24,819.17	59,137.97	44,635.94	60,529.87
2	Expenditure						
	a) (Increase)/Decrease in Stock in Trade (Refer Note 3)	10,217.04	(22,957.22)	-	(12,806.74)	-	(4.18)
	b) Consumption of Raw Materials (Refer Note 3)	6,321.40	37,474.66	20,032.01	51,808.45	33,999.50	46,330.89
	c) Purchase of Traded Goods	944.25	1,348.16	5.11	3,420.37	27.31	27.31
	d) Employees Cost	1,519.40	1,765.10	1,838.99	4,750.59	4,961.42	6,133.26
	e) Foreign Exchange (Gain) / Loss	1,568.28	2,290.94	(133.77)	3,814.74	(477.77)	(536.01)
	f) Other Expenditure	1,089.96	1,092.93	1,329.11	2,864.11	2,815.25	3,732.78
	g) Depreciation	165.04	144.51	126.32	431.92	335.05	501.94
	Total Expenditure (a+g)	21,825.37	21,159.08	23,197.77	54,283.44	41,660.76	56,185.99
3	Profit from Operations before Other Income, Interest & Exceptional Items (1-2)	3,059.28	1,484.04	1,621.40	4,854.53	2,975.18	4,343.88
4	Other Income	10.32	9.69	28.37	69.58	69.89	115.21
5	Profit before Interest & Exceptional Items (3+4)	3,069.60	1,493.73	1,649.77	4,924.11	3,045.07	4,459.09
6	Finance Cost	452.51	267.34	296.81	965.88	706.06	1,010.62
7	Profit after Interest but before Exceptional Items (5-6)	2,617.09	1,226.39	1,352.96	3,958.23	2,339.01	3,448.47
8	Exceptional Items	-	-	-	-	-	-
9	Profit / (Loss) from Ordinary Activities before Tax (7-8)	2,617.09	1,226.39	1,352.96	3,958.23	2,339.01	3,448.47
10	Tax expense	718.76	162.69	9.77	863.14	150.39	148.12
11	Net Profit / (Loss) from Ordinary Activities After Tax (9-10)	1,898.33	1,063.70	1,343.19	3,095.09	2,188.62	3,300.35
12	Extraordinary Items (net of tax Expense)	-	-	-	-	-	-
13	Net Profit / (Loss) for the Period (11-12)	1,898.33	1,063.70	1,343.19	3,095.09	2,188.62	3,300.35
14	Paid-up Equity Share Capital (Face Value of Rs.10/- each)	1,907.94	1,907.94	1,907.94	1,907.94	1,907.94	1,907.94
15	Reserves excluding Revaluation Reserves	-	-	-	-	-	24,037.38
16	Earning Per Share EPS (Rs.) [Basic and Diluted EPS before and after Extraordinary items for the period, for the year to date and for the previous year (not to be annualised)]						
	Basic EPS of Rs 10/- each (Rs)	9.95	5.58	7.04	16.22	11.47	17.30
	Diluted EPS of Rs 10/- each (Rs)	9.78	5.48	7.04	15.95	11.47	15.66
17	Public Shareholding						
	Number of Shares	5,114,156	5,114,156	5,114,156	5,114,156	5,114,156	5,114,156
	Percentage of Shareholding	26.80	26.80	26.80	26.80	26.80	26.80
18	Promoters and Promoter Group Shareholding						
	a) Pledged / Encumbered						
	Number of shares	-	-	-	-	-	-
	Percentage of shares (as a % of the total shareholding of the promoter and promoter group)	-	-	-	-	-	-
	Percentage of shares (as a % of the total share capital of the company)	-	-	-	-	-	-
	b) Non - encumbered						
	Number of shares	13,965,284	13,965,284	13,965,284	13,965,284	13,965,284	13,965,284
	Percentage of shares (as a % of the total shareholding of the promoter and promoter group)	100.00	100.00	100.00	100.00	100.00	100.00
	Percentage of shares (as a % of the total share capital of the company)	73.20	73.20	73.20	73.20	73.20	73.20





RENAISSANCE JEWELLERY LIMITED

REGD OFFICE : PLOT NOS. 36A & 37, SEEPZ-SEZ, ANDHERI (EAST), MUMBAI - 400 096.

STANDALONE SEGMENT WISE REVENUE, RESULTS AND CAPITAL EMPLOYED FOR THE QUARTER ENDED DEC 31, 2011

(Rs In Lacs)


Sr No.	Particulars	Quarter Ended (Unaudited)			Nine Months Ended (Unaudited)		Year Ended (Audited)
		Dec 31, 2011	Sept 30, 2011	Dec 31, 2010	Dec 31, 2011	Dec 31, 2010	Mar 31, 2011
1	Segment Revenue						
	Jewellery	23,930.25	21,079.62	24,818.93	55,456.60	44,629.77	60,514.56
	Diamonds	2,870.41	8,142.56	5,061.44	17,679.13	16,695.58	18,766.77
	Unallocated	-	-	-	-	-	-
	Total	26,800.66	29,222.18	29,880.37	73,135.73	61,325.35	79,281.33
	Less : Inter Segment Revenue	1,916.41	6,579.10	5,061.44	13,998.83	16,695.58	18,766.77
	Net Sales / Income from Operations	24,884.25	22,643.08	24,818.93	59,136.90	44,629.77	60,514.56
2	Segment Result						
	(Profit before Tax and Interest from each segment)						
	Jewellery	3,027.63	1,406.31	1,649.77	4,739.49	3,045.07	4,459.09
	Diamonds	9.94	105.26	-	142.56	-	-
	Unallocated	-	-	-	-	-	-
	Total	3,037.57	1,511.57	1,649.77	4,882.05	3,045.07	4,459.09
	Less : Interest	452.51	267.35	296.81	985.88	706.06	1,010.62
	Unallocated (Income) / Expenditure (net)	(32.03)	17.83	-	(42.06)	-	-
	Total Profit before Tax	2,617.09	1,226.39	1,352.96	3,958.23	2,339.01	3,448.47
3	Capital Employed						
	(Segment Assets - Segment Liabilities)						
	Jewellery	32,018.87	34,190.99	32,169.10	32,018.87	32,169.10	27,525.54
	Diamonds	6,488.70	7,165.41	7,182.11	6,488.70	7,182.11	7,058.08
	Unallocated	(9,087.16)	(13,821.29)	(14,072.65)	(9,087.16)	(14,072.65)	(8,448.30)
	Total	29,420.41	27,535.11	25,278.56	29,420.41	25,278.56	26,135.32

NOTES :

- The above unaudited Financial Results were reviewed by the Audit Committee and approved by the Board of Directors at their respective meetings held on January 30, 2012. The Statutory Auditors have carried out a Limited Review of the above results.
- Status of Investors Complaints (Nos): Opening Balance as on Oct 01, 2011 (Nil); Received during the quarter (2); Disposed of during the quarter (2); Closing Balance as on Dec 31, 2011 (Nil).
- In quarters prior to July 01, 2011 / previous years, on account of short period of processing and/or manufacturing, difficulty in identifying the stages of process, and the insignificant impact on valuation, work in process was classified as raw materials for the purpose of classification and valuation. With effect from July 01, 2011, on account of increased volumes and refinement in the method of identification of the stages of process, management has indentified work in progress and has also allocated variable and fixed overheads of Rs 1,105 lacs based on the stages of completion. Consequently, the closing inventory of work in progress was higher by Rs 1,105 lacs with equivalent impact on the profit for that quarter and six months period ended September 30, 2011. During the current quarter, in line with the above change based on the current level of inventory, overheads of Rs 500 lacs have been allocated on closing inventory of work in progress and accordingly, profit for the nine months period ended December 31, 2011 is higher by Rs 500 lacs and profit for quarter is lower by Rs 605 lacs.

Further on account of such change, management has also reclassified inventory of raw material of Rs.21,696 lacs to work in progress as at period end September 30, 2011 and Rs 12,104 lacs as at end of the current quarter with corresponding impact in consumption of raw material of the quarter/period.
- Previous period figures have been re-grouped / re-arranged wherever considered necessary.

For RENAISSANCE JEWELLERY LIMITED



NIRANJAN A. SHAH
EXECUTIVE CHAIRMAN

Place : Mumbai
Dated : Jan 30, 2012