

CONSOLIDATED								
Amount in ₹ Cr.								
PARTICULARS	Quarter ended	Quarter ended	Change %	Quarter ended	Nine months ended	Nine months ended	Change %	Year ended
	(unaudited)	(unaudited)		(audited)	(unaudited)	(unaudited)		(audited)
	31.12.2011	31.12.2010		30.09.2011	31.12.2011	31.12.2010		31.03.2011
Gross Sales/Income from Operations	1462.62	1087.80	34.46	1269.72	3948.58	2992.64	31.94	4109.85
Less: Excise Duty	9.94	7.83		7.39	28.99	23.41		32.42
1 a) Net Sales/Income from Operations	1452.68	1079.97	34.51	1262.33	3919.59	2969.23	32.01	4077.43
b) Other Operating Income	10.40	6.91		8.35	26.71	25.61		33.02
Total Income	1463.08	1086.88	34.61	1270.68	3946.30	2994.84	31.77	4110.45
2 Expenditure:								
a) (Increase)/Decrease in Stock in Trade & Work in Progress	(15.21)	(4.42)		(62.99)	(84.09)	(88.33)		(121.56)
b) Consumption of Materials	560.05	449.54		585.63	1664.78	1305.50		1806.83
c) Purchase of Traded Goods	195.56	77.99		108.27	419.60	199.05		219.99
d) Advertising & Publicity	198.24	134.93		127.75	477.47	407.14		534.56
e) Employee cost	105.58	80.13		101.43	302.12	230.77		322.22
f) Depreciation	18.78	15.96		17.51	51.67	43.67		62.41
g) Amortisation	2.03	7.33		4.21	11.91	13.04		19.22
h) Other expenditure	186.97	132.26		165.67	510.92	365.99		560.71
Total Expenditure:	1252.00	893.72	40.09	1047.48	3354.38	2476.83	35.43	3404.38
3 Profit from Operations before Other Income, Interest & Exceptional items (1-2)	211.08	193.16	9.28	223.20	591.92	518.01	14.27	706.07
4 Other Income	12.72	1.95		10.56	38.41	15.88		32.14
5 Profit before Interest & Exceptional Items (3+4)	223.80	195.11		233.76	630.33	533.89		738.21
6 Interest and Financial Charges	18.29	5.37		17.20	48.12	14.43		30.34
7 Profit after Interest but before Exceptional Items (5-6)	205.51	189.74		216.56	582.21	519.46		707.87
8 Exceptional Item								
9 Profit/(Loss) from Ordinary Activities before Tax (7+8)	205.51	189.74	8.31	216.56	582.21	519.46	12.08	707.87
10 Tax Expenses	33.69	35.69		42.71	108.65	97.58		138.98
11 Net Profit/(Loss) from Ordinary Activities after Tax (9-10)	171.82	154.05	11.53	173.85	473.56	421.88	12.25	568.89
12 Extraordinary items								
13 Net Profit/(Loss) for the period (11-12)	171.82	154.05		173.85	473.56	421.88		568.89
14 Provision for Taxation for Earlier years								(0.01)
15 Net Profit/(Loss) (13-14)	171.82	154.05	11.53	173.85	473.56	421.88	12.25	568.90
16 Minority Interest-Profit/(Loss)	(1.00)	(0.39)		(0.01)	(0.82)	0.29		0.32
17 Net Profit/(Loss) after minority Interest (15-16)	172.82	154.44	11.90	173.86	474.38	421.59	12.52	568.58
18 Paid-up Equity Share Capital (Face Value of Re 1 Each)	174.21	174.07		174.20	174.21	174.07		174.07
19 Reserves excluding Revaluation Reserves as on 31.03.2011								1217.04
20 Basic EPS-before extraordinary item (in Rs. Not annualized)	0.99	0.89		1.00	2.72	2.42		3.27
21 Diluted EPS-before extraordinary item (in Rs. Not annualized)	0.99	0.88		0.99	2.71	2.41		3.25
22 Basic EPS-after extraordinary item (in Rs. Not annualized)	0.99	0.89		1.00	2.72	2.42		3.27
23 Diluted EPS-after extraordinary item (in Rs. Not annualized)	0.99	0.88		0.99	2.71	2.41		3.25
24 Public shareholding:-								
Number of shares	545362004	544090948		545308472	545362004	544090948		544084948
Percentage of shareholding	31.30	31.26		31.30	31.30	31.26		31.26
25 Promoters and promoter group Shareholding								
a) Pledged/Encumbered								
Number of shares	600000			400000	600000			
Percentage of shares (as a % of the total shareholding of promoter and promoter group)	0.05			0.03	0.05			
Percentage of shares (as a % of the total share capital of the company)	0.03			0.02	0.03			
b) Non-Encumbered								
Number of shares	1196138850	1196632850		1196338850	1196138850	1196632850		1196638850
Percentage of shares (as a % of the total shareholding of promoter and promoter group)	99.95	100.00		99.97	99.95	100.00		100.00
Percentage of shares (as a % of the total share capital of the company)	68.66	68.74		68.67	68.66	68.74		68.74

Ans
 Set

Unaudited Segment wise Revenue, Results and Capital Employed for the Quarter / Nine months ended 31st December, 2011							
PARTICULARS	CONSOLIDATED						Year ended (audited)
	Quarter ended (unaudited)	Quarter ended (unaudited)	Quarter ended (audited)	Nine months ended (unaudited)	Nine months ended (unaudited)	Year ended (audited)	
	31.12.2011	31.12.2010	30.09.2011	31.12.2011	31.12.2010	31.03.2011	
1. Segment Revenue							
A. Consumer Care Business	1275.99	948.06	1072.42	3375.37	2552.81	3512.16	
B. Foods Business	137.51	112.38	149.87	444.08	368.43	494.87	
C. Retail Business	12.25	5.77	9.48	30.12	13.80	20.50	
D. Other Segments	36.87	21.59	37.95	99.01	57.60	82.32	
Gross Sales/Income from Operations	1462.62	1087.80	1269.72	3948.58	2992.64	4109.85	
2. Segment Results Profit / Loss(-) Before Tax and Interest							
A. Consumer Care Business	268.88	247.50	247.27	726.82	655.80	897.48	
B. Foods Business	21.75	19.55	33.30	79.82	69.83	91.78	
C. Retail Business	(3.33)	(2.02)	(2.74)	(8.70)	(6.88)	(9.14)	
D. Other Segments	3.62	0.35	2.78	6.81	2.35	5.96	
Sub Total	290.92	265.38	280.61	804.75	721.10	986.08	
Less: Interest & Financial Expenses	18.29	5.37	17.20	48.12	14.43	30.34	
Less: Unallocable expenditure net off unallocable income	67.12	70.27	46.85	174.42	187.21	247.87	
Profit / (Loss) Before Tax	205.51	189.74	216.56	582.21	519.46	707.87	
Less:- Tax Expenses	33.69	35.69	42.71	108.65	97.58	138.98	
Profit / (Loss) After Tax	171.82	154.05	173.85	473.56	421.88	568.89	
Extraordinary items							
Net Profit/(Loss) for the period	171.82	154.05	173.85	473.56	421.88	568.89	
Provision for Taxation for Earlier years						(0.01)	
Net Profit/(Loss)	171.82	154.05	173.85	473.56	421.88	568.90	
Minority Interest	(1.00)	(0.39)	(0.01)	(0.82)	0.29	0.32	
Net Profit/(Loss) after minority Interest	172.82	154.44	173.86	474.38	421.59	568.58	
3. Capital Employed (Segment Assets-Segment Liabilities)							
A. Consumer Care Business	1032.54	873.18	963.40	1032.54	873.18	878.21	
B. Foods Business	212.55	162.76	190.03	212.55	162.76	168.34	
C. Retail Business	8.37	6.58	8.27	8.37	6.58	3.69	
D. Other Segments	33.84	30.33	33.64	33.84	30.33	30.33	
Unallocated capital employed	277.74	196.21	251.29	277.74	196.21	209.52	
Total	1565.04	1269.06	1446.63	1565.04	1269.06	1290.09	

Ans / Gtz
 84 / AA

Notes :

- 1 The paid up capital has been increased by Rs. 0.13 Cr pursuant to allotment of 1377056 equity shares of Re. 1 each, on exercise of stock options by employees. This includes allotment of 704335 equity shares amounting to Rs 0.07 Cr by way of capitalisation of Share Premium Account.
- 2 The financial results for the quarter and nine months ended 31st Dec 2011, are not comparable with the corresponding quarter and nine months respectively of the previous year as these include results of :
 - a) Namaste Laboratories LLC, alongwith Hair Rejuvenation & Revitalisation Nigeria Ltd., Healing Hair Laboratories International LLC and Urban Laboratories International LLC, all incorporated abroad acquired subsequent to corresponding quarter of the previous year.
 - b) Dabur Lanka (Pvt.) Ltd a wholly owned subsidiary newly formed in Srilanka to set up a FMCG Plant involving proposed estimated capital outlay of Rs. 105 cr approximately, out of which Rs. 11 cr already spent against ongoing project.
- 3 During the Quarter interim dividend aggregating Rs. 111.35 Cr (including Tax on Dividend) i.e. Re. 0.55 per equity share (nominal value Re. 1/-) has been paid.
- 4 Deferred Tax has been provided on estimated basis.
- 5 Standalone Results as on 31.12.2011 are as under -

Amount in ₹ Cr.

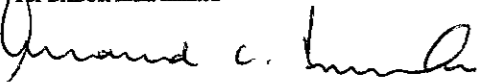
	Quarter ended 31.12.2011	Quarter ended 31.12.2010	Quarter ended 30.09.2011	Nine Months ended 31.12.2011	Nine Months ended 31.12.2010	Year ended 31.03.2011
Gross Sales/Income from Operations	1055.76	908.29	881.84	2791.78	2466.21	3295.36
Profit Before Tax	175.18	160.08	176.21	466.89	431.98	596.27
Profit After Tax	146.39	127.17	138.66	376.13	342.88	471.42
Extraordinary Items#	44.89			44.89		
Profit After Tax (After Extraordinary Item)	101.50	127.17	138.66	331.24	342.88	471.42

#Extra ordinary item relates to cancellation of share capital with corresponding write off of debit balance in Profit & Loss Account as on 1st April, 2011, in H&B Stores Ltd. (a wholly owned domestic subsidiary) pursuant to scheme of reduction of share capital made under section 100 (1) (b) of Companies Act 1956 as approved by Hon'ble High Court - Delhi on 22nd Dec 2011. There is no charge in consolidated accounts, since the losses of H & B Stores Ltd have been already considered in the earlier years, including the extent of capital reduction.

- 6 Previous period figures have been regrouped / rearranged wherever necessary to conform to classification of this period.
- 7 Information on investor complaints for the quarter in numbers :

Opening - Nil	Received - 7
Disposed of - 7	Closing - NIL
- 8 The above results, duly reviewed by the Audit Committee, have been approved by the Board of Directors in its meeting held on 31st January, 2012.
- 9 Statutory Auditors have completed review of stand alone Financial Results & Segment Report (Standalone) for the quarter and 9 months period ended on 31st December 2011.

By order of the Board
For DABUR India Limited



(Dr. Anand C. Burman)
Chairman

Place : New Delhi
Date : 31st Jan, 2012.

The standalone financial results of the company for the quarter ended on 31st December, 2011 have been filed with the Stock Exchanges where the company's shares are listed and are available on company's website www.dabur.com.



TELEGRAMS : 'TROBAS' CALCUTTA
PHONE : 2212-6253, 2212-8016
FAX : 31-33-2212 7476
WEBSITE : www.gbasuandcompany.org
E.MAIL : gbasuco@rediffmail.com

G. BASU & Co.
CHARTERED ACCOUNTANTS

BASU HOUSE
3, CHOWRINGHEE APPROACH
KOLKATA - 700 072

AUDITORS' REPORT

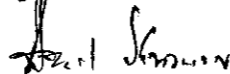
To the Board of Directors,
Dabur India Limited.

We have reviewed the accompanying statement of unaudited financial results of Dabur India Limited for the quarter and nine months ended on December 31, 2011 except for the disclosures regarding "Public share holding" and "promoter and promoter's group share holding" which have been traced from disclosures made by management and have not been audited by us. This statement is the responsibility of the Company's management and has been approved by the Board of Directors on even date i.e. 31st January, 2012. Our responsibility is to issue a report on these financial statements based on our review.

We conducted our review in accordance with the standard on Review Engagement (SRE) 2400, Engagement to Review financial statement issued by Institute of Chartered Accountants of India. This standard requires that we plan and perform the review to obtain moderate assurance as to whether the financial statements are free of material misstatement. A review is limited primarily to enquiries of company personnel and analytical procedures applied to financial data and thus provide less assurance than an audit. We have not performed an audit and accordingly we do not express an audit opinion.

Based on our review conducted as above, nothing has come to our notice that causes us to believe that the accompanying statement of unaudited financial results prepared in accordance with applicable accounting standards and other recognized accounting practices and policies has not disclosed the information required to be disclosed in terms of clause 41 of the Listing Agreement including the manner in which it is to be disclosed, or that it contains any material misstatement.

For G. BASU & COMPANY
Chartered Accountants
Firm Registration No. 301174E



ANIL KUMAR
Partner
Membership No. 9390



New Delhi
31st January, 2012

DABUR INDIA LIMITED

Regd Office : 8/3, Asaf Ali Road, New Delhi - 110002

Unaudited Financial Results for the Quarter / Nine months ended on 31st December, 2011

STANDALONE						
PARTICULARS	Amount in ₹ Cr.					
	Quarter ended (unaudited) 31.12.2011	Quarter ended (unaudited) 31.12.2010	Quarter ended (audited) 30.09.2011	Nine months ended (unaudited) 31.12.2011	Nine months ended (unaudited) 31.12.2010	Year ended (audited) 31.03.2011
Gross Sales/Income from Operations	1055.76	908.29	881.84	2791.78	2466.21	3295.36
Less: Excise Duty	9.61	7.69	6.37	27.15	22.24	30.99
1 a) Net Sales/Income from Operations	1046.15	900.60	875.47	2764.63	2443.97	3264.37
b) Other Operating Income	6.22	5.76	5.35	16.73	18.12	23.30
Total Income	1052.37	906.36	880.82	2781.36	2462.09	3287.67
2 Expenditure:						
a) (Increase)/Decrease in Stock in Trade & Work in Progress	65.85	30.69	(61.70)	(8.66)	(50.09)	(78.31)
b) Consumption of Materials	359.77	309.97	372.00	1077.08	934.50	1274.05
c) Purchase of Traded Goods	136.60	120.16	150.01	425.52	350.03	454.91
d) Advertising & Publicity	127.64	108.98	72.46	293.04	315.36	390.19
e) Employee cost	67.04	59.75	65.14	195.35	170.23	230.84
f) Depreciation	10.03	9.71	9.16	28.37	28.08	37.73
g) Amortisation	1.69	5.47	3.27	9.88	11.18	16.60
h) Other expenditure	111.14	100.91	105.54	315.67	278.97	378.62
Total Expenditure:	879.76	745.64	715.88	2336.25	2038.26	2704.63
3 Profit from Operations before Other Income, Interest & Exceptional items (1-2)	172.61	160.72	164.94	445.11	423.83	583.04
4 Other Income	8.86	3.76	12.65	36.01	17.68	26.16
5 Profit before Interest & Exceptional Items (3+4)	181.47	164.48	177.59	481.12	441.51	609.20
6 Interest and Financial Charges	6.29	4.40	1.38	14.23	9.53	12.93
7 Profit after Interest but before Exceptional Items (5-6)	175.18	160.08	176.21	466.89	431.98	596.27
8 Exceptional Item						
9 Profit/(Loss) from Ordinary Activities before Tax (7+8)	175.18	160.08	176.21	466.89	431.98	596.27
10 Tax Expenses	28.79	32.91	37.55	90.76	89.10	124.85
11 Net Profit/(Loss) from Ordinary Activities after Tax (9-10)	146.39	127.17	138.66	376.13	342.88	471.42
12 Extraordinary items	44.89			44.89		
13 Net Profit/(Loss) for the period (11-12)	101.50	127.17	138.66	331.24	342.88	471.42
14 Provision for Taxation for Earlier years						(0.01)
15 Net Profit/(Loss) (13-14)	101.50	127.17	138.66	331.24	342.88	471.43
16 Minority Interest-Profit/(Loss)						
17 Net Profit/(Loss) after minority Interest (15-16)	101.50	127.17	138.66	331.24	342.88	471.43
18 Paid-up Equity Share Capital (Face Value of Re 1 Each)	174.21	174.07	174.20	174.21	174.07	174.07
19 Reserves excluding Revaluation Reserves as on 31.03.2011						927.09
20 Basic EPS-before extraordinary item (in Rs. Not annualized)	0.84	0.73	0.80	2.16	1.97	2.71
21 Diluted EPS-before extraordinary item (in Rs. Not annualized)	0.84	0.72	0.79	2.15	1.96	2.69
22 Basic EPS-after extraordinary item (in Rs. Not annualized)	0.58	0.73	0.80	1.90	1.97	2.71
23 Diluted EPS-after extraordinary item (in Rs. Not annualized)	0.58	0.72	0.79	1.89	1.96	2.69
24 Public shareholding:-						
Number of shares	545362004	544090948	545308472	545362004	544090948	544084948
Percentage of shareholding	31.30	31.26	31.30	31.30	31.26	31.26
25 Promoters and promoter group Shareholding						
a) Pledged/Encumbered						
Number of shares	600000		400000	600000		-
Percentage of shares (as a % of the total shareholding of promoter and promoter group)	0.05		0.03	0.05		-
Percentage of shares (as a % of the total share capital of the company)	0.03		0.02	0.03		-
b) Non-Encumbered						
Number of shares	1196138850	1196632850	1196338850	1196138850	1196632850	1196638850
Percentage of shares (as a % of the total shareholding of promoter and promoter group)	99.95	100.00	99.97	99.95	100.00	100.00
Percentage of shares (as a % of the total share capital of the company)	68.66	68.74	68.67	68.66	68.74	68.74


Handwritten signatures and initials.






Unaudited Segment wise Revenue, Results and Capital Employed for the Quarter / Nine months ended 31st December, 2011 Amount in Rs Cr.

PARTICULARS	STANDALONE					
	Quarter ended (unaudited) 31.12.2011	Quarter ended (unaudited) 31.12.2010	Quarter ended (audited) 30.09.2011	Nine months ended (unaudited) 31.12.2011	Nine months ended (unaudited) 31.12.2010	Year ended (audited) 31.03.2011
1. Segment Revenue						
A. Consumer Care Business	889.81	775.53	716.16	2298.88	2084.66	2779.19
B. Foods Business	130.21	112.38	128.74	396.79	327.04	438.08
C. Retail Business						
D. Other Segments	35.74	20.38	36.94	96.11	54.51	78.09
Gross Sales/Income from Operations	1055.76	908.29	881.84	2791.78	2466.21	3295.36
2. Segment Results Profit / Loss(-) Before Tax and Interest						
A. Consumer Care Business	222.06	215.12	189.71	574.40	568.40	770.20
B. Foods Business	22.62	18.38	30.01	72.06	56.04	79.02
C. Retail Business						
D. Other Segments	3.25	0.61	2.28	5.94	1.75	4.71
Sub Total	247.93	234.11	222.00	652.40	626.19	853.93
Less: Interest & Financial Expenses	6.29	4.40	1.38	14.23	9.53	12.93
Less: Unallocable expenditure net off unallocable income	66.46	69.63	44.41	171.28	184.68	244.73
Profit / (Loss) Before Tax	175.18	160.08	176.21	466.89	431.98	596.27
Less: Tax Expenses	28.79	32.91	37.55	90.76	89.10	124.85
Profit / (Loss) After Tax	146.39	127.17	138.66	376.13	342.88	471.42
Extraordinary items	44.89			44.89		
Net Profit/(Loss) for the period	101.50	127.17	138.66	331.24	342.88	471.42
Provision for Taxation for Earlier years						(0.01)
Net Profit/(Loss)	101.50	127.17	138.66	331.24	342.88	471.43
Minority Interest						
Net Profit/(Loss) after minority Interest	101.50	127.17	138.66	331.24	342.88	471.43
3. Capital Employed (Segment Assets - Segment Liabilities)						
A. Consumer Care Business	690.85	538.96	642.37	690.85	538.96	573.22
B. Foods Business	144.74	105.63	131.61	144.74	105.63	111.21
C. Retail Business						
D. Other Segments	28.00	24.05	28.00	28.00	24.05	24.05
Unallocated capital employed	396.69	342.21	351.53	396.69	342.21	309.73
Total	1260.28	1010.85	1153.51	1260.28	1010.85	1018.21

- Notes :
- The paid up capital has been increased by Rs. 0.13 Cr pursuant to allotment of 1377056 equity shares of Re. 1 each, on exercise of stock options by employees. This includes allotment of 704335 equity shares amounting to Rs. 0.07 Cr by way of capitalisation of Share Premium Account.
 - Extra ordinary item relates to cancellation of share capital with corresponding write off of debit balance in Profit & Loss Account as on 1st April, 2011, in H&B Stores Ltd. (a wholly owned domestic subsidiary) pursuant to scheme of reduction of share capital made under section 100 (1) (b) of Companies Act 1956 as approved by Hon'ble High Court - Delhi on 22nd Dec 2011. There is no charge in consolidated accounts for publication under clause - 41 (VI)(b) of listing agreement, since the losses of H & B Stores Ltd have been already considered therein in the earlier years, including the extent of capital reduction.
 - During the quarter, interim dividend aggregating Rs. 111.35 Cr (including Tax on Dividend) i.e. Re. 0.55 per equity share (nominal value Re. 1/-) has been paid.
 - Deferred Tax has been provided on estimated basis.
 - Previous period figures have been regrouped / rearranged wherever necessary to conform to classification of this period.
 - Information on investor complaints for the quarter in numbers :
 Opening - NIL Received - 7
 Disposed of - 7 Closing - NIL
 - The above results, duly reviewed by the Audit Committee, have been approved by the Board of Directors in its meeting held on 31st January, 2012.
 - Statutory Auditors have completed review of this Financial Results & Segment Report for the quarter and 9 months period ended on 31st December 2011.

By order of the Board
 For DABUR India Limited

 (Dr. Anand C. Burman)
 Chairman

For G Basu & Co
 Chartered Accountants
 Firm Registration No : 301174E

 (Anil Kumar)
 Partner
 Membership No. : 9390



Place : New Delhi
 Date : 31st Jan, 2012.